



ILLINOIS BOARD OF
HIGHER EDUCATION

JB Pritzker
Governor

John Atkinson
Burr Ridge
Chair

Members

Max Coffey
Charleston

Jennifer Delaney
Champaign

Derek Douglas
Chicago

Andrea Evans
Chicago

Jennifer Garrison
Vandalia

Veronica Gloria
Joliet

Veronica Herrero
Chicago

Alice Marie Jacobs
Bismarck

Pranav Kothari
Chicago

Kenneth Shaw
Chicago

Clarence Wyatt
Monmouth

Student Members

Mackenzi Matthews
Student Board Member

Maria Cruz
Non-Traditional Student
Board Member

Ex Officio Representatives

Lazaro Lopez
Illinois Community
College Board

Kevin Huber
Illinois Student
Assistance Commission

Executive Director
Ginger Ostro

IBHE.org Phone

217.782.2551

Fax 217.782.8548

TTY 888.261.2881

Printed on Recycled Paper

ILLINOIS BOARD OF HIGHER EDUCATION
1 NORTH OLD STATE CAPITOL PLAZA, SUITE 333
SPRINGFIELD, ILLINOIS 62701-1377

March 22, 2021

TO: Senate President Don Harmon
Senate Minority Leader Dan McConchie
Secretary of the Senate Timothy Anderson

Speaker of the House Emanuel "Chris" Welsh
House Minority Leader Jim Durkin
Acting Clerk of the House John W. Hollman

FROM: Ginger Ostro, Executive Director

RE: Annual Tuition Waiver and Tuition Quartiles Report
(Public Act 92-0051 and Public Act 101-0093)

I am pleased to submit to you the annual report on public university tuition and fee waivers by the Illinois Board of Higher Education as specified in Public Act 92-0051.

Please contact Nyle Robinson, Deputy Director, at (217) 557-7353 if you have any questions about this report.

Enclosure

Cc: Illinois State Library
Legislative Research Unit

FISCAL YEAR 2020 ANNUAL REPORT ON PUBLIC UNIVERSITY TUITION AND FEE WAIVERS AND TUITION QUARTILES



March 2021
Illinois Board of Higher Education

ILLINOIS BOARD OF HIGHER EDUCATION

Members

John Atkinson, Chair, Burr Ridge
Max Coffey, Charleston
Jennifer Delaney, Champaign
Derek Douglas, Chicago
Andrea Evans, Chicago
Jennifer Garrison, Vandalia
Veronica Gloria, Joliet
Veronica Herrero, Chicago
Alice Marie Jacobs, Bismarck
Pranav Kothari, Chicago
Kenneth Shaw, Chicago
Clarence Wyatt, Monmouth
Mackenzi Matthews, Student Board Member
Maria Cruz, Nontraditional Student Board Member
Lazaro Lopez, Ex Officio Representative, Illinois Community College Board
Kevin Huber, Ex Officio Representative, Illinois Student Assistance Commission

STAFF

Ginger Ostro, Executive Director
Nyle Robinson, Deputy Director, Fiscal Affairs & Budgeting
Jerry Lazzara, Author of Report
Emily Chase, Report Production Support

AGENCY

Illinois Board of Higher Education
1 N. Old State Capitol Plaza
Suite 333
Springfield, Illinois 62701-1377
217.782.2551
TTY 888.261.2881
FAX 217.782.8548
www.ibhe.org

Printed by Authority
of the State of Illinois
3/21– 6c
Printed on Recycled Paper

Introduction

IBHE annually collects information from Illinois public universities on the amount and value of tuition waivers granted by student level, type of waiver (mandatory or discretionary), and specific waiver program.

Beginning in 2020, a new requirement was added that IBHE collect and include data pertaining to the percentage of out-of-pocket tuition and fees paid by students each year. Consistent with the Board's focus on equity, we have shown the impact on students by socio-economic status and race.

Background on Waivers

In order to pay for college costs, many students rely on various types of financial aid programs including tuition and fee waivers, a type of institutional financial aid that exempts students from paying a portion (or all) tuition and fee charges. Tuition and fee waivers are typically awarded at the undergraduate level to students with special talents and/or special financial needs. Graduate-level tuition and fee waivers are typically awarded to students serving as teaching or research assistants.

Waivers serve multiple purposes: they provide access to higher education programs, promote scholarships, provide a recruitment tool, provide employee benefits, and enhance the educational environment by promoting a diverse student body. All Illinois public university waivers fall into one of two categories, mandatory or discretionary. Mandatory waivers are authorized and required by state statute. Discretionary waivers are determined at the institutional level, and used by universities to provide access to higher education for students who possess specific academic or athletic talents and for special status students, such as out-of-state and foreign students.

The Standard Tuition and Fee Waiver Chart of Accounts, attached as Appendix B to this report, provides a complete description of each waiver category.

Tuition Quartiles

This section details the amount of tuition and fees paid by undergraduate students in recent years. When collecting this data, institutions were instructed to provide the headcount of students based on the percentage of tuition and fees paid in the following five ranges:

Percentage Range of Tuition and Fees Paid
0%
1% - 25%
26% - 50%
51% - 75%
76% - 100%

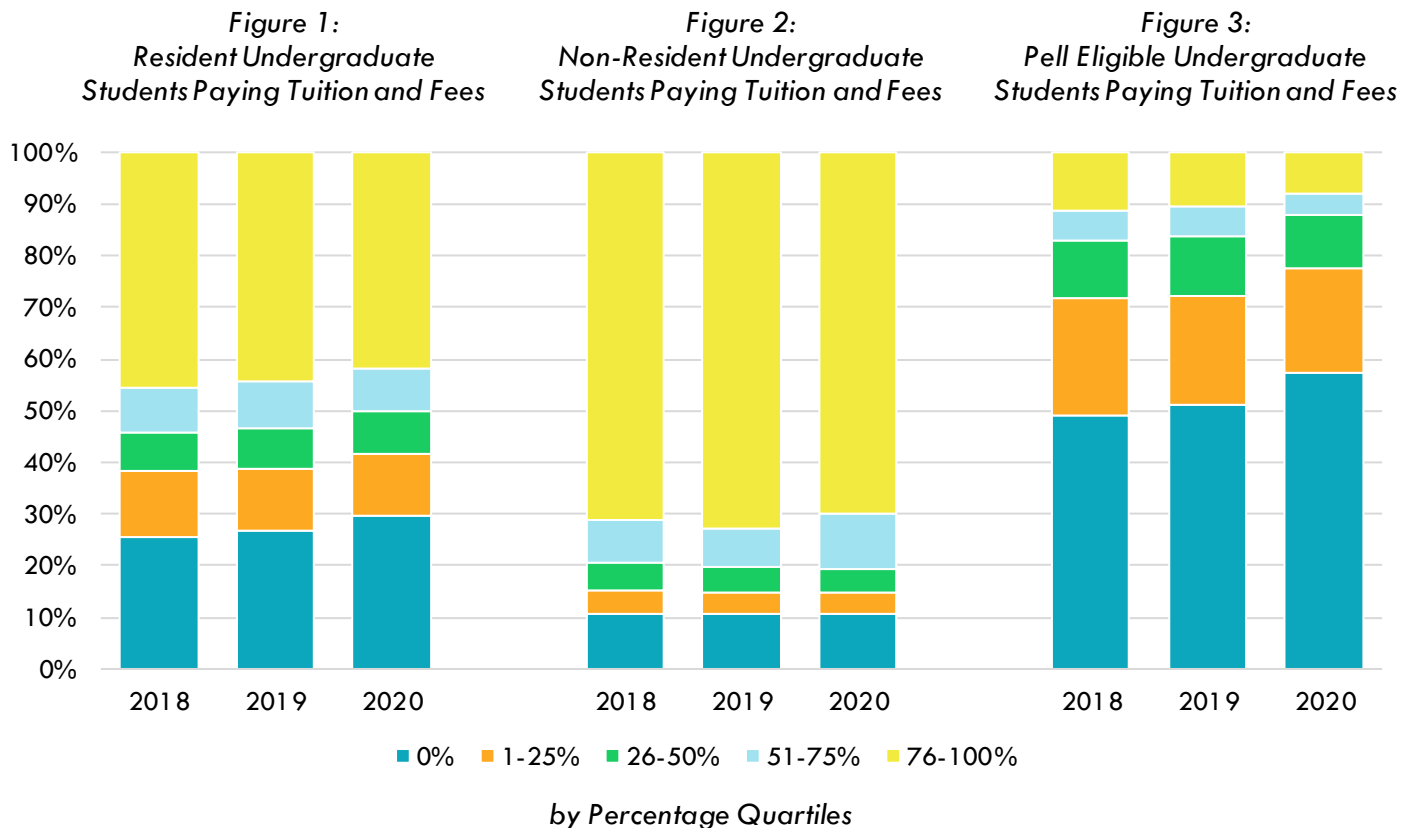
The tuition and fees costs calculated reflect the amount of tuition and fees students paid (including from loans and work study) after all scholarships, grants, and other financial assistance have been applied to the students' tuition charge.

Findings

In Fiscal Year 2020, of the 134,124 undergraduate students reported, 60,626 (45.2%) paid at least 76% of their tuition and fees, while 36,838 (27.5%) paid zero. The percentage of students paying at least 76% of tuition

and fees has decreased from 48.6% in Fiscal Year 2018, while the percentage of students that paid nothing has increased from 24% in the same span.

Residency. When examining the data by residency, in-state students followed similar trends to the totals mentioned above, but out-of-state students varied significantly. In Fiscal Year 2020, 41.8% of in-state students paid at least 76% of their tuition and fees, while 70% of out-of-state students fell into the same range. 29.8% of in-state students paid at least zero percent of their tuition and fees, while only 10.8% of out-of-state students did the same. Nearly half of all in-state undergraduates paid less than 50% of their 2020 tuition and fees balance. Figures 1 and 2 display the differences in the percentages of students in each category for residents versus non-residents.

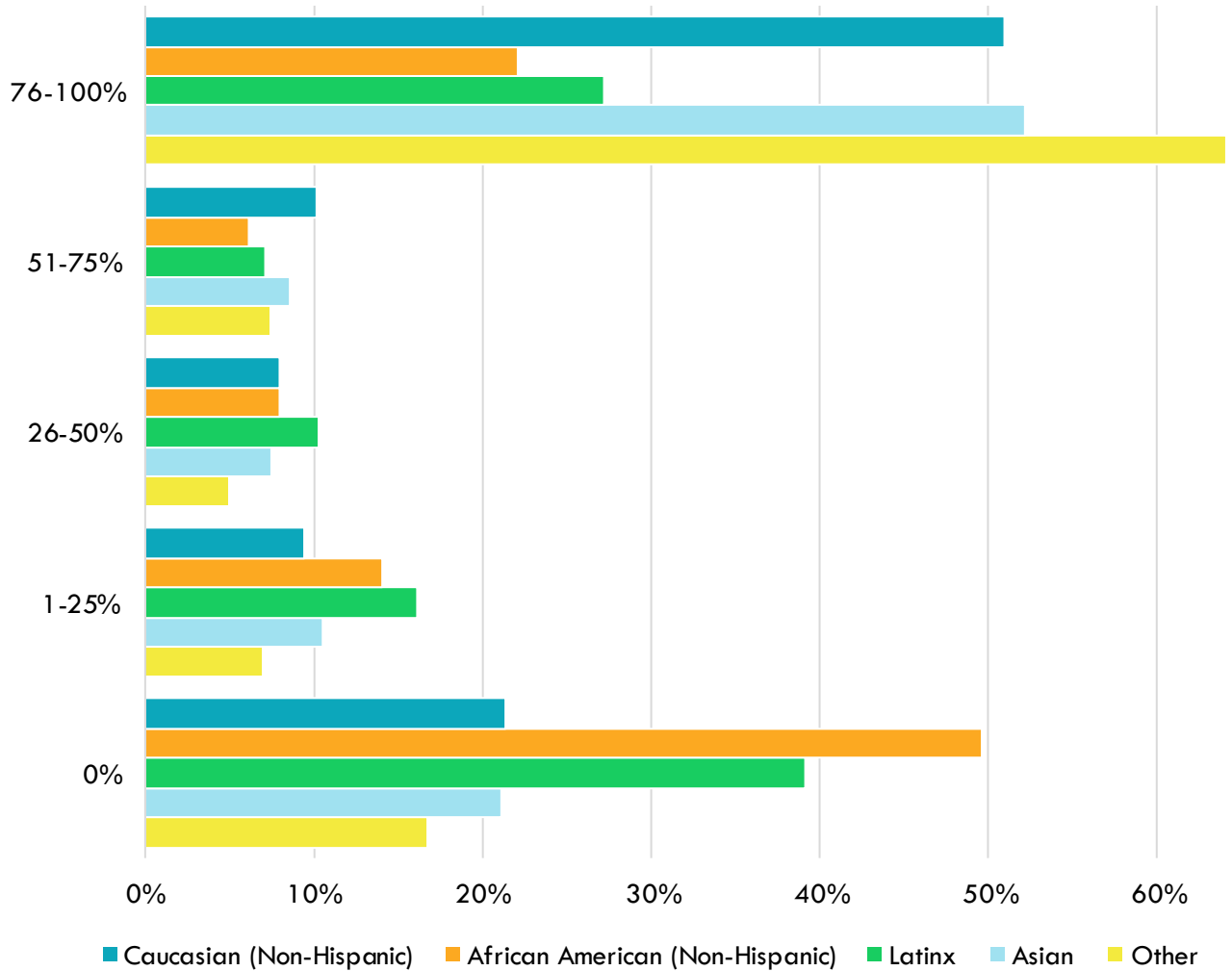


Socio-Economic Status. In Fiscal Year 2020, among students eligible for the Pell grant, 57.2% paid zero percent of their tuition and fees, an increase from 49.2% in 2018. Conversely, only 7.9% of Pell eligible students were reported to have paid at least 76% of their tuition and fees in Fiscal Year 2020. This is a decline from 11.4% in 2018. The data suggests that the financial challenges for low-income students are increasing over time.

In Fiscal Year 2020, more than half of White and Asian undergraduate students paid at least 76% of their tuition and fees. African American and Latinx students were both below 30% in this category. Conversely, less than 22% of both White and Asian students paid none of their tuition and fees, while 39.2% of Hispanic students paid zero, as well as nearly half of reported African American students (49.7%). In nearly every racial category, the percentage of students paying 76% or more of their tuition and fees has declined over the past two years, while the percent of students paying zero has increased.¹

¹ Other includes Native Americans, two or more races, missing, unknown, and foreign nationals.

Figure 4: 2020 Undergraduate Students Paying Tuition and Fees by Race by Percentage Quartiles



Tuition Waivers

Summary Findings

In Fiscal Year 2020, public universities issued a total of 41,595 waivers at a value of \$478.5 million, compared with 41,398 waivers at a value of \$467.8 million in Fiscal Year 2019. Graduate student waivers account for the majority of waivers granted at Illinois public universities, with most of these being graduate teaching/research assistants. Figure 6 provides the total number of recipients and dollar values of mandatory and discretionary waivers granted at both the undergraduate and graduate levels for Fiscal Year 2020. Fiscal year 2019 values are also included for comparison purposes. Detailed data by institution for Fiscal Year 2020 are included in Appendix A.

Figure 5: Mandatory and Discretionary Tuition and Fee Waivers by Level of Study
Fiscal Years 2019-2020

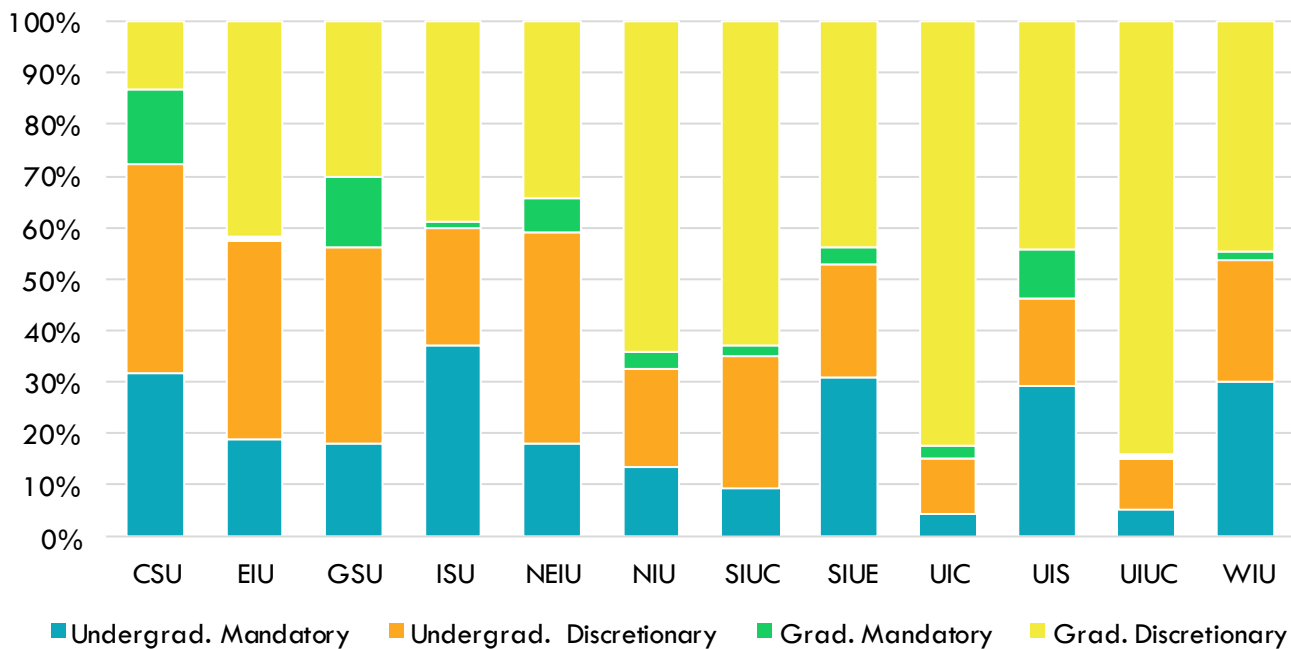
	Fiscal Year 2019			Fiscal Year 2020		
	Recipients*	\$ Value	% of Total	Recipients*	\$ Value	% of Total
Undergraduate	19,243	\$116,309.7	24.9%	19,031	\$116,108.7	24.3%
Mandatory	6,282	49,103.2	10.5%	6,209	46,890.6	9.8%
Discretionary	13,171	67,206.5	14.4%	13,132	69,218.0	14.5%
Graduate	22,155	\$351,523.2	75.1%	22,564	\$362,367.2	75.7%
Mandatory	988	8,287.1	1.8%	1,038	8,555.3	1.8%
Discretionary	21,171	343,236.1	73.4%	24,000	353,811.9	73.9%
Total	41,398	\$467,833.0	100.0%	41,595	\$478,475.9	100.0%
Mandatory	7,270	57,390.3	12.3%	7,247	55,445.9	11.6%
Discretionary	34,342	410,442.6	87.7%	37,132	423,030.0	88.4%

(in thousands of dollars)

*This represents an unduplicated number of waiver recipients. Therefore, the sum of mandatory and discretionary waivers may not equal the total for each level of study, if a recipient received both mandatory and discretionary waivers.


Figure 6 displays the proportion of waiver dollars dedicated to each category. Graduate discretionary waivers accounted for more than 50% of the total at NIU and SIUC, and over 80% at UIC, and UIUC. The smallest category for every institution is graduate mandatory waivers, where it accounts for less than 10% at every university except for CSU and GSU.

Figure 6: Waiver Dollar Amount
Distribution by University



Total waiver value from every university can be seen in Figure 7 below. Of the total \$478.5 million in waivers for Fiscal Year 2020, UIUC is responsible for about half with \$246.5 million. CSU is responsible for the least amount of waiver dollars with only about \$1.9 million.

Figure 7: Tuition Waiver Dollars



Military Personnel Waivers

The report includes the number of recipients and value for the unfunded or waived portion of the Illinois Veteran Grant, Illinois National Guard Grant, and MIA/POW Scholarship Program tuition and fee waivers that were not reimbursed to the institution by the State. In the past, the State reimbursed the institutions for most of the cost of this waiver. In total, Illinois public universities waived approximately \$20.3 million in tuition and fees during Fiscal Year 2020 for eligible military veterans that were not reimbursed by the state. This is a decrease of about \$1.3 million, or 6.2 %, from the \$21.7 million reported in Fiscal Year 2019.

The following table illustrates the economic impact of Veterans and National Guard scholarships on Illinois public colleges and universities. Waivers can be used for either undergraduate or graduate studies. While military grants are invaluable in helping our veterans pursue a higher education degree, universities and community colleges do not receive funding to cover the costs of these grants resulting in a reduction in the amount of tuition income revenues available to institutions. This appears to impact Southern Illinois University Carbondale and Western Illinois University the most, representing more than 3% of their tuition and fee revenues.

**Figure 8: Impact of Veterans & IL National Guard Scholarships
on Universities & Community Colleges – Fiscal Year 2020**
(\$ in Thousands)

Public Univ.	Fall 2020 Total FTE	Fall 2020 % Students	Vets & NG Awards	Awardees % of Enrolled	Awardees % of Total	Total Waiver \$	University Income	% of University Income
CSU	2,321	1.4%	65	2.80%	2.4%	\$462.7	\$27,198.2	1.70%
EIU	6,045	3.7%	148	2.45%	5.4%	\$810.7	\$36,079.2	2.25%
GSU	3,295	2.0%	121	3.67%	4.5%	\$733.0	\$28,022.8	2.62%
ISU	18,403	11.2%	293	1.59%	10.8%	\$2,598.7	\$184,350.4	1.41%
NEIU	4,842	2.9%	110	2.27%	4.0%	\$536.8	\$49,209.6	1.09%
NIU	13,778	8.4%	274	1.99%	10.1%	\$2,120.1	\$131,662.5	1.61%
SIUC	9,905	6.0%	326	3.29%	12.0%	\$2,657.2	\$83,343.1	3.19%
SIUE	10,704	6.5%	315	2.94%	11.6%	\$2,609.3	\$103,183.0	2.53%
UIC	32,325	19.6%	201	0.62%	7.4%	\$3,405.7	\$387,015.5	0.88%
UIS	4,275	2.6%	287	6.71%	10.6%	\$1,038.0	\$40,017.2	2.59%
UIUC	52,245	31.8%	281	0.54%	10.3%	\$3,051.7	\$755,132.1	0.40%
WIU	6,407	3.9%	298	4.65%	11.0%	\$1,846.3	\$57,578.3	3.21%
Univ. Sub-total	164,546		2,719	1.65%	52.5%	\$21,870.2	\$1,882,79.9	1.16%
Comm. College*	157,615		2,461	1.56%	47.5%	\$5,111.6		
Total	322,161		5,180	1.61%	100.0%	\$26,981.8		

Undergraduate Waivers

The total value of undergraduate waivers decreased by 0.2 percent, from \$116.3 million in Fiscal Year 2019 to approximately \$116.1 million in Fiscal Year 2020. Undergraduate waivers accounted for 24.3% of the total value of all public university tuition and fee waivers in Fiscal Year 2020.

In Fiscal Year 2020, of the \$116.1 million in total undergraduate waivers, approximately \$46.9 million (40.4 percent) were mandatory and \$69.2 million (59.6 percent) were discretionary. The largest mandatory waiver program, Veteran Grants and Scholarships, totaled \$14.6 million, or 31% of the value of undergraduate mandatory waivers in Fiscal Year 2020.

Of the \$69.2 million in discretionary waivers awarded in Fiscal Year 2020, \$28.5 million, or 41.1 percent, were awarded to students with athletic, academic, or other talents. Foreign Exchange waivers totaled \$11.1 million (16 percent), Student Need waivers totaled \$15.4 million 22.3 percent), Gender Equity waivers totaled \$8.7 million (12.5 percent), and Civil Service waivers totaled approximately \$2 million (2.9 percent).

Graduate Waivers

Graduate students play an integral role in the educational missions of Illinois public universities and serve the universities in providing enrichment of academic programs and supporting academic operations. Graduate students serve as instructors and teaching assistants for undergraduate course sections and provide valuable research assistance to faculty, which enriches the educational environment for both students and faculty. These waivers further enable Illinois public universities to remain competitive in attracting the best graduate students.

Graduate waivers accounted for 75.7% of the value of all public university waivers in Fiscal Year 2020. Graduate assistant waivers, which consists primarily of waivers for graduate, teaching, and research assistantships, accounted for 71% of the value of all public university graduate tuition and fee waivers granted in Fiscal Year 2020.

Public universities awarded graduate waivers to 22,564 recipients totaling \$362.4 million in Fiscal Year 2020. Of the total, approximately 97.6 percent, or \$353.8 million, were for discretionary waivers, and of those, graduate assistant waivers totaled \$251.2 million. From Fiscal Year 2019 to Fiscal Year 2020, the value of graduate tuition and fee waivers increased, from \$351.5 million to \$362.4 million, which is an increase of about 3.1 percent.

Table 1
Fiscal Years 2019 and 2020
All Public Universities
Undergraduate and Graduate Tuition and Fee Waivers

Note: Recipients are represented once for each waiver program

FY19 - FY20

Rounding may cause some small variances in total values

(in thousands of dollars)

	FY 19		FY 20		\$ Change	% Change
	Number of Recipients* (unduplicated)	Value of Waivers	Number of Recipients* (unduplicated)	Value of Waivers	Value of Waivers	Value of Waivers
MANDATORY WAIVER CATEGORY						
Unduplicated Mandatory Waiver Count & Total Value ***	7,270	\$ 57,390.3	7,247	\$ 55,445.9	(1,944.4)	(3.4) %
PROGRAM						
Teacher/Special Education	729	7,369.9	734	7,378.1	8.2	0.1
General Assembly	-	-	-	-	-	-
ROTC	542	4,733.3	534	4,591.9	(141.4)	(3.0)
DCFS	234	1,767.5	281	1,826.9	59.3	3.4
Children of Employees	2,144	10,990.3	2,089	10,891.7	(98.6)	(0.9)
Senior Citizens	69	279.1	81	282.8	3.8	1.4
Honorary Scholarships	417	5,581.3	409	5,309.0	(272.3)	(4.9)
Veterans Grants & Scholarships *	3,148	21,654.5	3,127	20,320.2	(1,334.3)	(6.2)
Other **	5	19.8	4	10.4	(9.5)	(47.8)
DISCRETIONARY WAIVER CATEGORY						
Unduplicated Discretionary Waiver Count & Total Value ***	34,342	\$ 410,442.6	37,132	\$ 423,030.0	12,587.3	3.1
PROGRAM						
Faculty/Administrators (Non-Civil Service)	1,530	8,814.3	1,439	8,976.4	162.1	1.8
Civil Service	1,458	7,002.5	1,607	7,725.1	722.5	10.3
Academic/Other Talent	6,464	37,981.6	6,985	44,365.4	6,383.8	16.8
Athletic	1,557	11,977.7	1,116	8,072.8	(3,904.9)	(32.6)
Gender Equity in Intercollegiate Athletics	671	5,157.6	1,029	8,811.0	3,653.4	70.8
Foreign Exchange Students	793	13,132.1	716	12,100.3	(1,031.9)	(7.9)
Out-of-State Students	-	-	15	176.9	176.9	-
Foreign Students	97	596.7	1,309	634.3	37.6	6.3
		0.0		-		
Student Need - Total	5,173	17,165.4	4,816	15,832.9	(1,332.4)	(7.8)
Financial Aid	4,206	14,967.0	4,807	13,446.8	(1,520.2)	(10.2)
Special Programs	967	2,198.4	3,726	2,386.1	187.7	8.5
Cooperating Professionals	1,395	4,123.5	1,433	4,418.3	294.8	7.1
Assistants - Total	17,744	249,454.4	17,557	251,380.8	1,926.4	0.8
Research Assistants	5,820	103,849.8	6,083	108,588.7	4,739	4.6
Teaching Assistants	7,248	103,994.7	7,257	105,902.5	1,908	1.8
Other Assistants	4,676	41,609.9	4,217	36,889.6	(4,720)	(11.3)
All Other - Total	2,028	32,499.5	3,204	38,716.1	6,216.6	19.1
Other **	1,308	27,861.5	2,463	33,963.0	6,101.5	21.9
Student Employment	1	2	-	-	(2.1)	(100.0)
Interinstitutional/Related Agencies	463	1,928.3	469	2,074.8	146.5	7.6
Retired University Employees	65	219.9	69	236.1	16.2	7.4
Children of Deceased Employees	8	75.0	17	126.0	51.0	68.0
Contract/Training Grants	183	2,412.7	186	2,316.1	(96.6)	(4.0)

* Illinois Veterans Grants (ISG), Illinois National Guard Grants (ISAC), and POW/MIA Scholarships (Department of Veterans Affairs). Include only those waived (unfunded) portion of these grants 10,642.9 2.3 %

** Other waiver categories must be approved by the Board of Higher Education prior to reporting.

*** Each recipient is only counted once in each category total even if they receive multiple different program waivers in the same category. The count totals only count the recipient one time so these numbers may not total.

**** Recipients are only counted once in the number of recipients for total waivers. Therefore, the sum of mandatory waiver and discretionary waiver recipients may not equal the total waivers reported. The total waiver value of waivers is cumulative; therefore, the values should equal together.

Source: Data compiled from FY19 and FY20 RAMP submissions

Table 2
Fiscal Years 2019 and 2020
All Public Universities
Undergraduate Tuition and Fee Waivers

Note: Recipients are represented once for each waiver program

	FY19		FY20		FY19 - FY20	
	Number of Recipients	Value of Waivers	Number of Recipients	Value of Waivers	\$ Change	% Change
	(unduplicated)	\$	(unduplicated)	\$	Value of Waivers	Value of Waivers
(in thousands of dollars)				\$	%	
MANDATORY WAIVER CATEGORY						
Unduplicated Mandatory Waiver Count & Total Value ***	6,282	\$ 49,103.2	6,209	\$ 46,890.6	\$ (2,212.6)	(4.5) %
PROGRAM						
Teacher/Special Education	637	6,691.5	632	6,618.1	(73.4)	(1.1)
General Assembly	-	-	0	0	-	-
ROTC	534	4,673.0	526	4,533.6	(139.4)	(3.0)
DCFS	229	1,712.2	272	1,765.9	53.8	3.1
Children of Employees	2,141	10,982.0	2,086	10,885.2	(96.8)	(0.9)
Senior Citizens	45	161.8	46	135.6	(26.2)	(16.2)
Honorary Scholarships	359	4,692.0	347	4,423.6	(268.4)	(5.7)
Veterans Grants & Scholarships *	2,349	15,939.8	2,307	14,554.1	(1,385.7)	(8.7)
Other **	5	19.8	4	10.4	(9.5)	(47.8)
DISCRETIONARY WAIVER CATEGORY						
Unduplicated Discretionary Waiver Count & Total Value ***	13,171	\$ 67,206.5	13,132	\$ 69,218.0	2,011.5	3.0
PROGRAM						
Faculty/Administrators (Non-Civil Service)	69	152.3	71	198.2	45.9	30.1
Civil Service	532	1,927.6	569	2,008.4	80.7	4.2
Academic/Other Talent	4,402	15,976.5	4,804	20,561.6	4,585.1	28.7
Athletic	1,526	11,776.6	1,075	7,905.0	(3,871.6)	(32.9)
Gender Equity in Intercollegiate Athletics	668	5,139.9	1,011	8,655.6	3,515.7	68.4
Foreign Exchange Students	730	12,203.5	650	11,108.4	(1,095.1)	(9.0)
Out-of-State Students	-	-	15	177	176.9	-
Foreign Students	39	185.9	44	183.8	(2.1)	(1.1)
Student Need - Total	<u>5,129</u>	<u>16,787.8</u>	<u>4,767</u>	<u>15,416.1</u>	<u>(1,371.7)</u>	<u>(8.2)</u>
Financial Aid	4,165	14,601.5	3,717	13,070.6	(1,531.0)	(10.5)
Special Programs	964	2,186.2	1,050	2,345.5	159.3	7.3
Cooperating Professionals	19	43.5	21	53.1	9.6	22.0
Assistants - Total	<u>31</u>	<u>172.2</u>	<u>32</u>	<u>181.4</u>	<u>9.3</u>	<u>5.4</u>
Research Assistants	14	101.8	15	89.4	(12.4)	(12.2)
Teaching Assistants	3	13.8	4	21.0	7.2	52.2
Other Assistants	14	56.6	13	71.0	14.5	25.6
All Other - Total	<u>306</u>	<u>944.8</u>	<u>309</u>	<u>858.2</u>	<u>-86.6</u>	<u>(9.2)</u>
Other **	47	69	54	14.3	(54.5)	(79.2)
Student Employment	1	2.1	-	-	(2.1)	(100.0)
Interinstitutional/Related Agencies	223	730.8	212	670.4	(60.3)	(8.3)
Retired University Employees	12	25.7	14	40.3	14.6	56.8
Children of Deceased Employees	8	75.0	17	126.0	51.0	68.0
Contract/Training Grants	15	42.5	12	7.2	(35.3)	(83.0)
Total count of Waivers****	<u>19,243</u>	<u>\$ 116,309.7</u>	<u>19,031</u>	<u>\$ 116,108.7</u>	<u>\$ (201.1)</u>	<u>(0.2) %</u>

* Illinois Veterans Grants (ISAC), Illinois National Guard Grants (ISAC), and POW/MIA Scholarships (Department of Veterans' Affairs). Include only the waived (unfunded) portion of these grants.

** Other waiver categories must be approved by the Board of Higher Education prior to reporting.

*** Each recipient is only counted once in each category total even if they receive multiple different program waivers in the same category. The count totals only count the recipient one time so these numbers may not total.

**** Recipients are only counted once in the number of recipients for total waivers. Therefore, the sum of mandatory waiver and discretionary waiver recipients may not equal the total waivers reported.

The total waiver value of waivers is cumulative; therefore, the values should equal together.

Source: Data compiled from FY19 and FY20 RAMP submissions

Table 3
Fiscal Years 2019 and 2020
All Public Universities
Graduate Tuition and Fee Waivers

Note: Recipients are represented once for each waiver program

FY19 - FY20

Rounding may cause some small variances in total values

(in thousands of dollars)

MANDATORY WAIVER CATEGORY

Unduplicated Mandatory Waiver Count & Total Value ***

PROGRAM

	FY19		FY20		\$ Change	% Change
	Number of Recipients (unduplicated)	Value of Waivers \$	Number of Recipients (unduplicated)	Value of Waivers \$	Value of Waivers \$	Value of Waivers %
Teacher/Special Education	92	678.4	102	760.0	81.7	12.0
General Assembly	-	-	-	-	-	-
ROTC	8	60.3	8	58.3	(2.0)	(3.3)
DCFS	5	55.4	9	60.9	5.6	10.0
Children of Employees	3	8.3	3	6.5	(1.8)	(21.7)
Senior Citizens	24	117.3	35	147.3	30.0	25.6
Honorary Scholarships	58	889.3	62	885.4	(3.9)	(0.4)
Veterans Grants & Scholarships *	799	5,714.7	820	5,766.1	51.4	0.9
Other **	-	-	-	-	0.0	-

DISCRETIONARY WAIVER CATEGORY

Unduplicated Discretionary Waiver Count & Total Value ***

PROGRAM

	FY19		FY20		\$ Change	% Change
	Number of Recipients (unduplicated)	Value of Waivers \$	Number of Recipients (unduplicated)	Value of Waivers \$	Value of Waivers \$	Value of Waivers %
Faculty/Administrators (Non-Civil Service)	1,461	8,662.0	1,368	8,778.2	116.2	1.3
Civil Service	926	5,074.9	1,038	5,716.7	641.8	12.6
Academic/Other Talent	2,062	22,005.1	2,181	23,803.8	1,798.6	8.2
Athletic	31	201.2	41	167.8	(33.4)	(16.6)
Gender Equity in Intercollegiate Athletics	3	17.7	18	155.4	137.7	778.0
Foreign Exchange Students	63	928.7	66	991.9	63.2	6.8
Out-of-State Students	-	-	-	-	-	-
Foreign Students	58	410.8	1,265	450.5	39.7	9.7
Student Need - Total	44	377.6	49	416.8	39.2	10.4
Financial Aid	41	365.4	40	376.2	10.8	3.0
Special Programs	3	12.1	9	40.6	28.4	234.3
Cooperating Professionals	1,376	4,080.0	1,412	4,365.2	285.2	7.0
Graduate Assistants - Total	17,713	249,282.2	17,525	251,199.4	1,917.2	0.8
Research Assistants	5,806	103,748.0	6,068	108,499.3	4,751	4.6
Teaching Assistants	7,245	103,980.9	7,253	105,881.5	1,901	1.8
Other Assistants	4,662	41,553.3	4,204	36,818.6	(4,735)	(11.4)
All Other - Total	1,722	31,554.7	2,895	37,857.9	6,303.1	20.0
Other **	1,261	27,792.7	2,409	33,948.7	6,156.0	22.1
Student Employment	-	-	-	-	-	-
Interinstitutional/Related Agencies	240	1,197.6	257	1,404.4	206.8	17.3
Retired University Employees	53	194.2	55	195.8	1.6	0.8
Children of Deceased Employees	-	-	-	-	-	-
Illinois Veterans Grants (ISAC), Illinois National Guard Grants (ISAC), and POW/MIA Scholarships (Department of Veterans Affairs). Include only the waived (unfunded) portion of these grants.	188	2,370.2	174	2,308.9	(61.3)	(2.6)
Contract Training Grants	-	-	-	-	-	-
Other waiver categories must be approved by the Board of Higher Education prior to reporting.	-	-	-	-	-	-

*** Total recipient Waiver count is based on one in each category total even if they receive multiple different programs waivers in the same category. The count only count the 362,067 one time so these 4,084 may not total. 3.1 %

**** Recipients are only counted once in the number of recipients for total waivers. Therefore, the sum of mandatory waiver and discretionary waiver recipients may not equal the total waivers reported.

The total waiver value of waivers is cumulative; therefore, the values should equal together.

Source: Data compiled from FY19 and FY20 RAMP submissions

TABLE A-1.1
FISCAL YEAR 2020
TOTAL TUITION AND FEE WAIVERS

Chicago State University

Note: Recipients are represented once for each waiver program
Rounding may cause some small variances in total values

(in thousands of dollars)	Number of Recipients (unduplicated)	Tuition Waived		Fees Waived	
		Number of Recipients (unduplicated)	Value of Waivers	Number of Recipients (unduplicated)	Value of Waivers
MANDATORY WAIVER CATEGORY					
PROGRAM:					
Teacher Special Education	6	11	26.0	11	9.1
General Assembly	-	-	-	-	-
ROTC	34	53	154.4	45	11.6
DCFS	11	21	44.1	23	26.8
Children of Employees	7	13	23.0	-	-
Senior Citizens	27	54	105.7	-	-
Honorary Scholarships	-	-	-	-	-
Veterans Grants & Scholarships*	81	148	419.3	115	75.2
Other (please specify)**	-	-	-	-	-
Unduplicated Mandatory Waiver Count Total	*** 166	300	772.5	194	122.7

DISCRETIONARY WAIVERS CATEGORY

PROGRAM:					
Faculty/Administrators	25	45	57.2	46	32.4
Civil Service	70	88	161.5	131	83.0
Academic/Other Talent	-	-	-	-	-
Athletic	41	31	237.2	-	-
Gender Equity in Intercollegiate Athletics	26	27	267.3	-	-
Foreign Exchange Students	-	-	-	-	-
Out-of-State Students	-	-	-	-	-
Foreign Students	-	-	-	-	-
Student Need-Financial Aid	-	27	-	-	-
Student Need-Special Programs	41	-	122.4	-	-
Cooperating Professionals	-	-	-	-	-
Research Assistants	-	-	-	-	-
Teaching Assistants	15	23	59.0	23	21.5
Other Assistants	-	-	-	-	-
Student Employment	-	-	-	-	-
Interinstitutional/Related Agencies	-	-	-	-	-
Retired University Employees	-	-	-	-	-
Children of Deceased Employees	-	-	-	-	-
Contract/Training Grants	-	-	-	-	-
All Other (please specify)**	-	-	-	-	-
Unduplicated Discretionary Waiver Count Total	*** 218	429	904.6	200	136.9

Unduplicated Summary Tuition and/or Fees	Number of Recipients	Total Value of Waivers
Mandatory Waiver Category Total***	166	\$ 895.2
Discretionary Waiver Category Total***	218	\$ 1,041.5
Total Count of Waivers****	384	\$ 1,936.7

* Illinois Veterans Grants (ISAC), Illinois National Guard Grants (ISAC), and POW/MIA Scholarships (Department of Veterans Affairs). Included are only the waived (unfunded) portion of these grants.

** Other waiver categories must be approved by the Board of Higher Education prior to reporting.

*** Each recipient is counted only once in the unduplicated count even if they benefited from multiple waivers during the academic year.

For instance, a recipient of an athletic waiver in the first semester might receive a waiver in the second semester as a Research Assistant. They count in two programs but only once in the total unduplicated count.

**** Each recipient is counted only once in the Total Count of Waivers even if they benefited from a mandatory and a discretionary waiver.

For instance a recipient of a Child of Employees waiver in the first semester might receive a waiver in the second semester as a Teaching Assistant. They count once in the mandatory and discretionary total but only once in the unduplicated total count of waivers.

TABLE A-1.2
FISCAL YEAR 2020
UNDERGRADUATE TUITION AND FEE WAIVERS

Chicago State University

Note: Recipients are represented once for each waiver program
Rounding may cause some small variances in total values

(in thousands of dollars)	Number of Recipients (unduplicated)	Tuition Waived		Fees Waived	
		Number of Recipients (unduplicated)	Value of Waivers	Number of Recipients (unduplicated)	Value of Waivers
<u>MANDATORY WAIVER CATEGORY</u>					
<u>PROGRAM:</u>					
Teacher Special Education					
General Assembly					
ROTC	34	53	154.4	45	11.6
DCFS	11	21	44.1	23	26.8
Children of Employees	7	13	23.0		
Senior Citizens	16	31	55.0		
Honorary Scholarships					
Veterans Grants & Scholarships*	57	104	262.6	76	38.1
Other (please specify) **					
Unduplicated Mandatory Waiver Count Total	*** 125	222	539.1	144	76.5

DISCRETIONARY WAIVERS CATEGORY

<u>PROGRAM:</u>					
Faculty/Administrators	1	1	2.0	2	1.7
Civil Service	46	45	97.1	88	54.1
Academic/Other Talent					
Athletic	41	31	237.2		
Gender Equity in Intercollegiate Athletics	26	27	267.3		
Foreign Exchange Students					
Out-of-State Students					
Foreign Students					
Student Need-Financial Aid		27			
Student Need-Special Programs	41		122.4		
Cooperating Professionals					
Research Assistants					
Teaching Assistants					
Other Assistants					
Student Employment					
Interinstitutional/Related Agencies					
Retired University Employees					
Children of Deceased Employees					
Contract/Training Grants					
All Other (please specify)**					
Unduplicated Discretionary Waiver Count Total	*** 155	319	726.0	90	55.8

Unduplicated Summary Tuition and/or Fees	Number of Recipients	Total Value of Waivers
Mandatory Waiver Category Total***	125	\$ 615.6
Discretionary Waiver Category Total***	155	\$ 781.8
Total Count of Waivers****	280	\$ 1,397.4

* Illinois Veterans Grants (ISAC), Illinois National Guard Grants (ISAC), and POW/MIA Scholarships (Department of Veterans Affairs). Included are only the waived (unfunded) portion of these grants.

** Other waiver categories must be approved by the Board of Higher Education prior to reporting.

*** Each recipient is counted only once in the unduplicated count even if they benefited from multiple waivers during the academic year.

For instance a recipient of an athletic waiver in the first semester might receive a waiver in the second semester as a Research Assistant. They count in two programs but only once in the total unduplicated count.

**** Each recipient is counted only once in the Total Count of Waivers even if they benefited from a mandatory and a discretionary waiver.

For instance a recipient of a Child of Employees waiver in the first semester might receive a waiver in the second semester as a Teaching

TABLE A-1.3
FISCAL YEAR 2020
GRADUATE TUITION AND FEE WAIVERS

Chicago State University

Note: Recipients are represented once for each waiver program
Rounding may cause some small variances in total values

(in thousands of dollars)	Number of Recipients (unduplicated)	Tuition Waived		Fees Waived	
		Number of Recipients (unduplicated)	Value of Waivers	Number of Recipients (unduplicated)	Value of Waivers
MANDATORY WAIVER CATEGORY					
PROGRAM:					
Teacher Special Education	6	11	26.0	11	9.1
General Assembly					
ROTC					
DCFS					
Children of Employees					
Senior Citizens	11	23	50.7		
Honorary Scholarships					
Veterans Grants & Scholarships*	24	44	156.7	39	37.1
Other (please specify)**					
Unduplicated Mandatory Waiver Count Total	*** 41	78	233.4	50	46.2

DISCRETIONARY WAIVERS CATEGORY

PROGRAM:					
Faculty/Administrators	24	44	55.2	44	30.7
Civil Service	24	43	64.4	43	28.9
Academic/Other Talent					
Athletic					
Gender Equity in Intercollegiate Athletics					
Foreign Exchange Students					
Out-of-State Students					
Foreign Students					
Student Need-Financial Aid					
Student Need-Special Programs					
Cooperating Professionals					
Research Assistants					
Teaching Assistants	15	23	59.0	23	21.5
Other Assistants					
Student Employment					
Interinstitutional/Related Agencies					
Retired University Employees					
Children of Deceased Employees					
Contract/Training Grants					
All Other (please specify)**					
Unduplicated Discretionary Waiver Count Total	*** 63	110	178.6	110	81.1

Unduplicated Summary Tuition and/or Fees	Number of Recipients	Total Value of Waivers
Mandatory Waiver Category Total***	41	\$ 279.6
Discretionary Waiver Category Total***	63	\$ 259.7
Total Count of Waivers****	104	\$ 539.3

* Illinois Veterans Grants (ISAC), Illinois National Guard Grants (ISAC), and POW/MIA Scholarships (Department of Veterans Affairs). Included are only the waived (unfunded) portion of these grants.

** Other waiver categories must be approved by the Board of Higher Education prior to reporting.

*** Each recipient is counted only once in the unduplicated count even if they benefited from multiple waivers during the academic year.

For instance a recipient of an athletic waiver in the first semester might receive a waiver in the second semester as a Research Assistant. They count in two programs but only once in the total unduplicated count.

**** Each recipient is counted only once in the Total Count of Waivers even if they benefited from a mandatory and a discretionary waiver.

For instance a recipient of a Child of Employees waiver in the first semester might receive a waiver in the second semester as a Teaching Assistant. They count once in the mandatory and discretionary total but only once in the unduplicated total count of waivers.

TABLE A-2.1
FISCAL YEAR 2020
TOTAL TUITION AND FEE WAIVERS

Eastern Illinois University

Note: Recipients are represented once for each waiver program
Rounding may cause some small variances in total values

(in thousands of dollars)	Number of Recipients (unduplicated)	Tuition Waived		Fees Waived	
		Number of Recipients (unduplicated)	Value of Waivers	Number of Recipients (unduplicated)	Value of Waivers
MANDATORY WAIVER CATEGORY					
PROGRAM:					
Teacher Special Education	50	50	432.3	-	-
General Assembly	-	-	-	-	-
ROTC	51	51	374.4	-	-
DCFS	25	25	83.9	6	8.9
Children of Employees	103	103	373.6	-	-
Senior Citizens	2	2	12.4	-	-
Honorary Scholarships	-	-	-	-	-
Veterans Grants & Scholarships*	183	167	689.4	134	47.3
Other (please specify)**	-	-	-	-	-
Unduplicated Mandatory Waiver Count Total	*** 414	398	1,966.0	140	56.2

DISCRETIONARY WAIVERS CATEGORY

PROGRAM:					
Faculty/Administrators	34	34	71.4	34	15.9
Civil Service	47	47	115.4	46	22.5
Academic/Other Talent	145	145	181.7	-	-
Athletic	152	152	746.3	-	-
Gender Equity in Intercollegiate Athletics	61	61	409.7	-	-
Foreign Exchange Students	10	10	55.0	10	12.6
Out-of-State Students	-	-	-	-	-
Foreign Students	102	102	307.5	-	-
Student Need-Financial Aid	13	13	27.0	-	-
Student Need-Special Programs	946	946	2,090.6	-	-
Cooperating Professionals	119	119	131.5	49	8.8
Research Assistants	88	88	564.2	-	-
Teaching Assistants	110	110	962.0	-	-
Other Assistants	276	276	2,183.7	-	-
Student Employment	-	-	-	-	-
Interinstitutional/Related Agencies	147	147	378.1	-	-
Retired University Employees	8	8	9.5	8	3.4
Children of Deceased Employees	2	2	15.0	1	1.7
Contract/Training Grants	11	11	4.1	-	-
All Other (please specify)**	1	-	0.9	-	-
---Washington Center	1	-	0.9	-	-
Unduplicated Discretionary Waiver Count Total	*** 2,162	2,162	8,254.5	148	64.9

Unduplicated Summary Tuition and/or Fees	Number of Recipients	Total Value of Waivers
Mandatory Waiver Category Total***	538	\$ 2,022.2
Discretionary Waiver Category Total***	2,310	\$ 8,319.4
Total Count of Waivers****	2,848	\$ 10,341.6

* Illinois Veterans Grants (ISAC), Illinois National Guard Grants (ISAC), and POW/MIA Scholarships (Department of Veterans Affairs). Included are only the waived (unfunded) portion of these grants.

** Other waiver categories must be approved by the Board of Higher Education prior to reporting.

*** Each recipient is counted only once in the unduplicated count even if they benefited from multiple waivers during the academic year. For instance, a recipient of an athletic waiver in the first semester might receive a waiver in the second semester as a Research Assistant. They count in two programs but only once in the total unduplicated count.

**** Each recipient is counted only once in the Total Count of Waivers even if they benefited from a mandatory and a discretionary waiver. For instance a recipient of a Child of Employees waiver in the first semester might receive a waiver in the second semester as a Teaching Assistant. They count once in the mandatory and discretionary total but only once in the unduplicated total count of waivers.

TABLE A-2.2
FISCAL YEAR 2020
UNDERGRADUATE TUITION AND FEE WAIVERS

Eastern Illinois University

Note: Recipients are represented once for each waiver program
Rounding may cause some small variances in total values

(in thousands of dollars)	Tuition Waived			Fees Waived	
	Number of Recipients	Number of Recipients	Value of Waivers	Number of Recipients	Value of Waivers
	(unduplicated)	(unduplicated)		(unduplicated)	
MANDATORY WAIVER CATEGORY					
PROGRAM:					
Teacher Special Education	46	46	390.2	-	-
General Assembly	-	-	-	-	-
ROTC	48	48	353.9	-	-
DCFS	25	25	83.9	6	8.9
Children of Employees	103	103	373.6	-	-
Senior Citizens	-	-	-	-	-
Honorary Scholarships	-	-	-	-	-
Veterans Grants & Scholarships*	183	167	689.4	134	47.3
Other (please specify) **	-	-	-	-	-
Unduplicated Mandatory Waiver Count Total	*** 405	389	1,891.0	140	56.2

DISCRETIONARY WAIVERS CATEGORY

PROGRAM:					
Faculty/Administrators	-	-	-	-	-
Civil Service	24	24	73.4	23	11.3
Academic/Other Talent	145	145	181.7	-	-
Athletic	152	152	746.3	-	-
Gender Equity in Intercollegiate Athletics	61	61	409.7	-	-
Foreign Exchange Students	9	9	41.0	9	11.0
Out-of-State Students	-	-	-	-	-
Foreign Students	33	33	88.8	-	-
Student Need-Financial Aid	13	13	27.0	-	-
Student Need-Special Programs	945	945	2,089.7	-	-
Cooperating Professionals	-	-	-	-	-
Research Assistants	-	-	-	-	-
Teaching Assistants	-	-	-	-	-
Other Assistants	-	-	-	-	-
Student Employment	-	-	-	-	-
Interinstitutional/Related Agencies	111	111	288.3	-	-
Retired University Employees	-	-	-	-	-
Children of Deceased Employees	2	2	15.0	1	1.7
Contract/Training Grants	-	-	-	-	-
All Other (please specify)**	1	-	0.9	-	-
---Washington Center	1	-	0.9	-	-
Unduplicated Discretionary Waiver Count Total	*** 1,417	1,417	3,962.7	33	24.0

Unduplicated Summary Tuition and/or Fees	Number of Recipients	Total Value of Waivers
Mandatory Waiver Category Total***	405	\$ 1,947.2
Discretionary Waiver Category Total***	1,417	\$ 3,986.7
Total Count of Waivers****	1,785	\$ 5,933.9

* Illinois Veterans Grants (ISAC), Illinois National Guard Grants (ISAC), and POW/MIA Scholarships (Department of Veterans Affairs). Included are only the waived (unfunded) portion of these grants.

** Other waiver categories must be approved by the Board of Higher Education prior to reporting.

*** Each recipient is counted only once in the unduplicated count even if they benefited from multiple waivers during the academic year. For instance a recipient of an athletic waiver in the first semester might receive a waiver in the second semester as a Research Assistant. They count in two programs but only once in the total unduplicated count.

**** Each recipient is counted only once in the Total Count of Waivers even if they benefited from a mandatory and a discretionary waiver. For instance a recipient of a Child of Employees waiver in the first semester might receive a waiver in the second semester as a Teaching

TABLE A-2.3
FISCAL YEAR 2020
GRADUATE TUITION AND FEE WAIVERS

Eastern Illinois University

**Note: Recipients are represented once for each waiver program
Rounding may cause some small variances in total values**

(in thousands of dollars)	Number of Recipients (unduplicated)	Tuition Waived		Fees Waived	
		Number of Recipients (unduplicated)	Value of Waivers	Number of Recipients (unduplicated)	Value of Waivers
MANDATORY WAIVER CATEGORY					
PROGRAM:					
Teacher Special Education	4	4	42.1	-	-
General Assembly	-	-	-	-	-
ROTC	3	3	20.5	-	-
DCFS	-	-	-	-	-
Children of Employees	-	-	-	-	-
Senior Citizens	2	2	12.4	-	-
Honorary Scholarships	-	-	-	-	-
Veterans Grants & Scholarships*	-	-	-	-	-
Other (please specify) **	-	-	-	-	-
Unduplicated Mandatory Waiver Count Total	9	9	75.0	-	-

DISCRETIONARY WAIVERS CATEGORY

PROGRAM:					
Faculty/Administrators	34	34	71.4	34	15.9
Civil Service	23	23	42.0	23	11.2
Academic/Other Talent	-	-	-	-	-
Athletic	-	-	-	-	-
Gender Equity in Intercollegiate Athletics	-	-	-	-	-
Foreign Exchange Students	1	1	14.0	1	1.6
Out-of-State Students	-	-	-	-	-
Foreign Students	69	69	218.7	-	-
Student Need-Financial Aid	-	-	-	-	-
Student Need-Special Programs	1	1	0.9	-	-
Cooperating Professionals	119	119	131.5	49	8.8
Research Assistants	88	88	564.2	-	-
Teaching Assistants	110	110	962.0	-	-
Other Assistants	276	276	2,183.7	-	-
Student Employment	-	-	-	-	-
Interinstitutional/Related Agencies	36	36	89.8	-	-
Retired University Employees	8	8	9.5	8	3.4
Children of Deceased Employees	-	-	-	-	-
Contract/Training Grants	11	11	4.1	-	-
All Other (please specify)**	-	-	-	-	-
---Washington Center	-	-	-	-	-
Unduplicated Discretionary Waiver Count Total	745	745	4,291.8	115	40.9

Unduplicated Summary Tuition and/or Fees	Number of Recipients	Total Value of Waivers
Mandatory Waiver Category Total***	9	\$ 75.0
Discretionary Waiver Category Total***	745	\$ 4,332.7
Total Count of Waivers****	753	\$ 4,407.7

* Illinois Veterans Grants (ISAC), Illinois National Guard Grants (ISAC), and POW/MIA Scholarships (Department of Veterans Affairs). Included are only the waived (unfunded) portion of these grants.

** Other waiver categories must be approved by the Board of Higher Education prior to reporting.

*** Each recipient is counted only once in the unduplicated count even if they benefited from multiple waivers during the academic year. For instance a recipient of an athletic waiver in the first semester might receive a waiver in the second semester as a Research Assistant. They count in two programs but only once in the total unduplicated count.

**** Each recipient is counted only once in the Total Count of Waivers even if they benefited from a mandatory and a discretionary waiver. For instance a recipient of a Child of Employees waiver in the first semester might receive a waiver in the second semester as a Teaching Assistant. They count once in the mandatory and discretionary total but only once in the unduplicated total count of waivers.

TABLE A-3.1
FISCAL YEAR 2020
TOTAL TUITION AND FEE WAIVERS

GOVERNORS STATE UNIVERSITY

Note: Recipients are represented once for each waiver program
Rounding may cause some small variances in total values

(in thousands of dollars)	Number of Recipients (unduplicated)	Tuition Waived		Fees Waived	
		Number of Recipients (unduplicated)	Value of Waivers	Number of Recipients (unduplicated)	Value of Waivers
MANDATORY WAIVER CATEGORY					
PROGRAM:					
Teacher Special Education	11	31	46.6	31	11.7
General Assembly	-	-	-	-	-
ROTC	-	-	-	-	-
DCFS	6	9	13.7	9	3.4
Children of Employees	27	47	71.9	-	-
Senior Citizens	22	41	72.4	-	-
Honorary Scholarships	-	-	-	-	-
Veterans Grants & Scholarships*	153	373	695.5	373	173.8
Other (please specify) **	-	-	-	-	-
Unduplicated Mandatory Waiver Count Total	*** 219	501	900.1	380	188.9

DISCRETIONARY WAIVERS CATEGORY

PROGRAM:					
Faculty/Administrators	28	53	93.9	53	23.4
Civil Service	18	29	48.9	29	12.2
Academic/Other Talent	125	224	534.0	224	133.6
Athletic	85	188	289.6	188	72.3
Gender Equity in Intercollegiate Athletics	8	20	73.0	20	18.3
Foreign Exchange Students	-	-	-	-	-
Out-of-State Students	-	-	-	-	-
Foreign Students	17	26	59.0	26	14.8
Student Need-Financial Aid	-	-	-	-	-
Student Need-Special Programs	-	-	-	-	-
Cooperating Professionals	1	1	1.4	1	0.3
Research Assistants	10	18	40.7	18	10.2
Teaching Assistants	19	37	89.3	37	22.3
Other Assistants	55	121	332.3	121	83.0
Student Employment	-	-	-	-	-
Interinstitutional/Related Agencies	76	172	305.0	172	76.3
Retired University Employees	-	-	-	-	-
Children of Deceased Employees	-	-	-	-	-
Contract/Training Grants	-	-	-	-	-
All Other (please specify)**	-	-	-	-	-
Unduplicated Discretionary Waiver Count Total	*** 442	889	1,867.1	827	466.7

Unduplicated Summary Tuition and/or Fees	Number of Recipients	Total Value of Waivers
Mandatory Waiver Category Total***	-	\$ -
Discretionary Waiver Category Total***	1,716	\$ 2,333.8
Total Count of Waivers****	1,716	\$ 2,333.8

* Illinois Veterans Grants (ISAC), Illinois National Guard Grants (ISAC), and POW/MIA Scholarships (Department of Veterans Affairs). Included are only the waived (unfunded) portion of these grants.

** Other waiver categories must be approved by the Board of Higher Education prior to reporting.

*** Each recipient is counted only once in the unduplicated count even if they benefited from multiple waivers during the academic year. For instance, a recipient of an athletic waiver in the first semester might receive a waiver in the second semester as a Research Assistant. They count in two programs but only once in the total unduplicated count.

**** Each recipient is counted only once in the Total Count of Waivers even if they benefited from a mandatory and a discretionary waiver. For instance a recipient of a Child of Employees waiver in the first semester might receive a waiver in the second semester as a Teaching Assistant. They count once in the mandatory and discretionary total but only once in the unduplicated total count of waivers.

TABLE A-3.2
FISCAL YEAR 2020
UNDERGRADUATE TUITION AND FEE WAIVERS

GOVERNORS STATE UNIVERSITY

Note: Recipients are represented once for each waiver program
Rounding may cause some small variances in total values

(in thousands of dollars)	Number of Recipients (unduplicated)	Tuition Waived		Fees Waived	
		Number of Recipients (unduplicated)	Value of Waivers	Number of Recipients (unduplicated)	Value of Waivers
<u>MANDATORY WAIVER CATEGORY</u>					
<u>PROGRAM:</u>					
Teacher Special Education					
General Assembly					
ROTC					
DCFS	6	9	13.7	9	3.4
Children of Employees	27	47	71.9		
Senior Citizens	11	20	34.0		
Honorary Scholarships					
Veterans Grants & Scholarships*	104	242	399.0	242	99.7
Other (please specify) **					
Unduplicated Mandatory Waiver Count Total	*** 148	318	518.6	251	103.1

DISCRETIONARY WAIVERS CATEGORY

<u>PROGRAM:</u>					
Faculty/Administrators	10	20	27.5	20	6.8
Civil Service	8	13	21.5	13	5.3
Academic/Other Talent	123	220	526.0	220	131.6
Athletic	82	182	279.1	182	69.7
Gender Equity in Intercollegiate Athletics	8	20	73.0	20	18.3
Foreign Exchange Students					
Out-of-State Students					
Foreign Students					
Student Need-Financial Aid					
Student Need-Special Programs					
Cooperating Professionals					
Research Assistants					
Teaching Assistants					
Other Assistants					
Student Employment					
Interinstitutional/Related Agencies	31	69	113.0	69	28.3
Retired University Employees					
Children of Deceased Employees					
Contract/Training Grants					
All Other (please specify)**					
Unduplicated Discretionary Waiver Count Total	*** 262	524	1,040.1	524	260.0

Unduplicated Summary Tuition and/or Fees	Number of Recipients	Total Value of Waivers
Mandatory Waiver Category Total***	148	\$ 621.7
Discretionary Waiver Category Total***	262	\$ 1,300.1
Total Count of Waivers****	410	\$ 1,921.8

- * Illinois Veterans Grants (ISAC), Illinois National Guard Grants (ISAC), and POW/MIA Scholarships (Department of Veterans Affairs). Included are only the waived (unfunded) portion of these grants.
- ** Other waiver categories must be approved by the Board of Higher Education prior to reporting.
- *** Each recipient is counted only once in the unduplicated count even if they benefited from multiple waivers during the academic year. For instance a recipient of an athletic waiver in the first semester might receive a waiver in the second semester as a Research Assistant. They count in two programs but only once in the total unduplicated count.
- **** Each recipient is counted only once in the Total Count of Waivers even if they benefited from a mandatory and a discretionary waiver. For instance a recipient of a Child of Employees waiver in the first semester might receive a waiver in the second semester as a Teaching

TABLE A-3.3
FISCAL YEAR 2020
GRADUATE TUITION AND FEE WAIVERS

GOVERNORS STATE UNIVERSITY

Note: Recipients are represented once for each waiver program
Rounding may cause some small variances in total values

(in thousands of dollars)	Number of Recipients (unduplicated)	Tuition Waived		Fees Waived	
		Number of Recipients (unduplicated)	Value of Waivers	Number of Recipients (unduplicated)	Value of Waivers
MANDATORY WAIVER CATEGORY					
PROGRAM:					
Teacher Special Education	11	31	46.6	31	11.7
General Assembly					
ROTC					
DCFS					
Children of Employees					
Senior Citizens	11	21	38.4		
Honorary Scholarships					
Veterans Grants & Scholarships*	49	131	296.5	131	74.1
Other (please specify)**					
Unduplicated Mandatory Waiver Count Total	*** 71	183	381.5	129	85.8

DISCRETIONARY WAIVERS CATEGORY

PROGRAM:					
Faculty/Administrators	18	33	66.4	33	16.6
Civil Service	10	16	27.4	16	6.9
Academic/Other Talent	2	4	8.0	4	2.0
Athletic	3	6	10.5	6	2.6
Gender Equity in Intercollegiate Athletics					
Foreign Exchange Students					
Out-of-State Students					
Foreign Students	17	26	59.0	26	14.8
Student Need-Financial Aid					
Student Need-Special Programs					
Cooperating Professionals	1	1	1.4	1	0.3
Research Assistants	10	18	40.7	18	10.2
Teaching Assistants	19	37	89.3	37	22.3
Other Assistants	55	121	332.3	121	83.0
Student Employment					
Interinstitutional/Related Agencies	45	103	192.0	103	48.0
Retired University Employees					
Children of Deceased Employees					
Contract/Training Grants					
All Other (please specify)**					
Unduplicated Discretionary Waiver Count Total	*** 180	365	827.0	303	206.7

Unduplicated Summary Tuition and/or Fees	Number of Recipients	Total Value of Waivers
Mandatory Waiver Category Total***	71	\$ 467.3
Discretionary Waiver Category Total***	180	\$ 1,033.7
Total Count of Waivers****	251	\$ 1,501.0

* Illinois Veterans Grants (ISAC), Illinois National Guard Grants (ISAC), and POW/MIA Scholarships (Department of Veterans Affairs). Included are only the waived (unfunded) portion of these grants.

** Other waiver categories must be approved by the Board of Higher Education prior to reporting.

*** Each recipient is counted only once in the unduplicated count even if they benefited from multiple waivers during the academic year.

For instance a recipient of an athletic waiver in the first semester might receive a waiver in the second semester as a Research Assistant. They count in two programs but only once in the total unduplicated count.

**** Each recipient is counted only once in the Total Count of Waivers even if they benefited from a mandatory and a discretionary waiver.

For instance a recipient of a Child of Employees waiver in the first semester might receive a waiver in the second semester as a Teaching Assistant. They count once in the mandatory and discretionary total but only once in the unduplicated total count of waivers.

TABLE A-4.1
FISCAL YEAR 2020
TOTAL TUITION AND FEE WAIVERS

Illinois State University

Note: Recipients are represented once for each waiver program
Rounding may cause some small variances in total values

(in thousands of dollars)	Number of Recipients (unduplicated)	Tuition Waived		Fees Waived	
		Number of Recipients (unduplicated)	Value of Waivers	Number of Recipients (unduplicated)	Value of Waivers
MANDATORY WAIVER CATEGORY					
PROGRAM:					
Teacher Special Education	419	419	4,449.0	419	1,184.0
General Assembly	-	-	-	398	-
ROTC	48	48	467.0	44	8.0
DCFS	39	39	348.0	39	52.0
Children of Employees	360	360	1,865.0	-	-
Senior Citizens	-	-	-	-	-
Honorary Scholarships	-	-	-	-	-
Veterans Grants & Scholarships*	294	294	2,374.0	278	156.0
Other (please specify) **	-	-	-	-	-
Unduplicated Mandatory Waiver Count Total	*** 1,156	1,160	9,503.0	788	1,400.0

DISCRETIONARY WAIVERS CATEGORY

PROGRAM:					
Faculty/Administrators	148	149	532.4	149	114.1
Civil Service	145	146	531.6	145	115.9
Academic/Other Talent	897	922	2,841.0	6	8.0
Athletic	11	-	-	-	-
Gender Equity in Intercollegiate Athletics	375	375	3,637.0	-	-
Foreign Exchange Students	49	49	254.0	-	-
Out-of-State Students	-	-	-	-	-
Foreign Students	-	-	-	-	-
Student Need-Financial Aid	118	118	340.0	-	-
Student Need-Special Programs	-	-	-	-	-
Cooperating Professionals	358	358	1,221.0	-	-
Research Assistants	248	248	2,001.0	-	-
Teaching Assistants	476	476	3,676.0	-	-
Other Assistants	301	301	2,443.0	-	-
Student Employment	-	-	-	-	-
Interinstitutional/Related Agencies	-	-	-	-	-
Retired University Employees	1	1	5.0	1	1.0
Children of Deceased Employees	5	5	31.0	4	6.0
Contract/Training Grants	-	-	-	-	-
All Other (please specify)**	-	-	-	-	-
Unduplicated Discretionary Waiver Count Total	*** 3,062	3,148	17,513.0	305	245.0

Unduplicated Summary Tuition and/or Fees	Number of Recipients	Total Value of Waivers
Mandatory Waiver Category Total***	-	\$ -
Discretionary Waiver Category Total***	3,062	\$ 17,758.0
Total Count of Waivers****	3,062	\$ 17,758.0

* Illinois Veterans Grants (ISAC), Illinois National Guard Grants (ISAC), and POW/MIA Scholarships (Department of Veterans Affairs). Included are only the waived (unfunded) portion of these grants.

** Other waiver categories must be approved by the Board of Higher Education prior to reporting.

*** Each recipient is counted only once in the unduplicated count even if they benefited from multiple waivers during the academic year.

For instance, a recipient of an athletic waiver in the first semester might receive a waiver in the second semester as a Research Assistant. They count in two programs but only once in the total unduplicated count.

**** Each recipient is counted only once in the Total Count of Waivers even if they benefited from a mandatory and a discretionary waiver.

For instance a recipient of a Child of Employees waiver in the first semester might receive a waiver in the second semester as a Teaching Assistant. They count once in the mandatory and discretionary total but only once in the unduplicated total count of waivers.

TABLE A-4.2
FISCAL YEAR 2020
UNDERGRADUATE TUITION AND FEE WAIVERS

Illinois State University

Note: Recipients are represented once for each waiver program
Rounding may cause some small variances in total values

(in thousands of dollars)	Number of Recipients (unduplicated)	Tuition Waived		Fees Waived	
		Number of Recipients (unduplicated)	Value of Waivers	Number of Recipients (unduplicated)	Value of Waivers
<u>MANDATORY WAIVER CATEGORY</u>					
<u>PROGRAM:</u>					
Teacher Special Education	398	398	4,282.0	398	1,141.0
General Assembly				398	
ROTC	48	48	467.0	44	8.0
DCFS	39	39	348.0	39	52.0
Children of Employees	360	360	1,865.0		
Senior Citizens					
Honorary Scholarships					
Veterans Grants & Scholarships*	272	272	2,287.0	256	138.0
Other (please specify)**	-	-	-	-	-
Unduplicated Mandatory Waiver Count Total	*** 1,113	1,117	9,249.0	737	1,339.0

DISCRETIONARY WAIVERS CATEGORY

<u>PROGRAM:</u>					
Faculty/Administrators	1	1	1.0	1	-
Civil Service	67	67	248.0	66	55.0
Academic/Other Talent	544	544	2,015.0	6	8.0
Athletic	-	-	-	-	-
Gender Equity in Intercollegiate Athletics	362	362	3,535.0	-	-
Foreign Exchange Students	37	37	211.0	-	-
Out-of-State Students				-	-
Foreign Students				-	-
Student Need-Financial Aid	118	118	340.0	-	-
Student Need-Special Programs				-	-
Cooperating Professionals				-	-
Research Assistants	14	14	88.0	-	-
Teaching Assistants				-	-
Other Assistants	4	4	27.0	-	-
Student Employment				-	-
Interinstitutional/Related Agencies				-	-
Retired University Employees	1	1	5.0	1	1.0
Children of Deceased Employees	5	5	31.0	4	6.0
Contract/Training Grants	-	-	-	-	-
All Other (please specify)**	-	-	-	-	-
Unduplicated Discretionary Waiver Count Total	*** 1,147	1,153	6,501.0	78	70.0

Unduplicated Summary Tuition and/or Fees	Number of Recipients	Total Value of Waivers
Mandatory Waiver Category Total***	1,113	\$ 10,588.0
Discretionary Waiver Category Total***	1,147	\$ 6,571.0
Total Count of Waivers****	2,230	\$ 17,159.0

* Illinois Veterans Grants (ISAC), Illinois National Guard Grants (ISAC), and POW/MIA Scholarships (Department of Veterans Affairs). Included are only the waived (unfunded) portion of these grants.

** Other waiver categories must be approved by the Board of Higher Education prior to reporting.

*** Each recipient is counted only once in the unduplicated count even if they benefited from multiple waivers during the academic year.

For instance a recipient of an athletic waiver in the first semester might receive a waiver in the second semester as a Research Assistant. They count in two programs but only once in the total unduplicated count.

**** Each recipient is counted only once in the Total Count of Waivers even if they benefited from a mandatory and a discretionary waiver.

For instance a recipient of a Child of Employees waiver in the first semester might receive a waiver in the second semester as a Teaching

TABLE A-4.3
FISCAL YEAR 2020
GRADUATE TUITION AND FEE WAIVERS

Illinois State University

Note: Recipients are represented once for each waiver program
Rounding may cause some small variances in total values

(in thousands of dollars)	Tuition Waived			Fees Waived	
	Number of	Number of	Value of	Number of	Value of
	Recipients (unduplicated)	Recipients (unduplicated)	Waivers	Recipients (unduplicated)	Waivers
MANDATORY WAIVER CATEGORY					
PROGRAM:					
Teacher Special Education	21	21	167.0	21	43.0
General Assembly	-	-	-	-	-
ROTC	-	-	-	-	-
DCFS	-	-	-	-	-
Children of Employees	-	-	-	-	-
Senior Citizens	-	-	-	-	-
Honorary Scholarships	-	-	-	-	-
Veterans Grants & Scholarships*	22	22	87.0	22	18.0
Other (please specify)**	-	-	-	-	-
Unduplicated Mandatory Waiver Count Total	*** 43	43	254.0	51	61.0

DISCRETIONARY WAIVERS CATEGORY

PROGRAM:					
Faculty/Administrators	147	148	531.4	148	114.1
Civil Service	78	79	283.6	79	60.9
Academic/Other Talent	353	378	826.0	-	-
Athletic	11	-	-	-	-
Gender Equity in Intercollegiate Athletics	13	13	102.0	-	-
Foreign Exchange Students	12	12	43.0	-	-
Out-of-State Students	-	-	-	-	-
Foreign Students	-	-	-	-	-
Student Need-Financial Aid	-	-	-	-	-
Student Need-Special Programs	-	-	-	-	-
Cooperating Professionals	358	358	1,221.0	-	-
Research Assistants	234	234	1,913.0	-	-
Teaching Assistants	476	476	3,676.0	-	-
Other Assistants	297	297	2,416.0	-	-
Student Employment	-	-	-	-	-
Interinstitutional/Related Agencies	-	-	-	-	-
Retired University Employees	-	-	-	-	-
Children of Deceased Employees	-	-	-	-	-
Contract/Training Grants	-	-	-	-	-
All Other (please specify)**	-	-	-	-	-
Unduplicated Discretionary Waiver Count Total	*** 1,915	1,995	11,012.0	227	175.0

Unduplicated Summary Tuition and/or Fees	Number of Recipients	Total Value of Waivers
Mandatory Waiver Category Total***	43	\$ 315.0
Discretionary Waiver Category Total***	1,915	\$ 11,187.0
Total Count of Waivers****	1,958	\$ 11,502.0

* Illinois Veterans Grants (ISAC), Illinois National Guard Grants (ISAC), and POW/MIA Scholarships (Department of Veterans Affairs). Included are only the waived (unfunded) portion of these grants.

** Other waiver categories must be approved by the Board of Higher Education prior to reporting.

*** Each recipient is counted only once in the unduplicated count even if they benefited from multiple waivers during the academic year.

For instance a recipient of an athletic waiver in the first semester might receive a waiver in the second semester as a Research Assistant. They count in two programs but only once in the total unduplicated count.

**** Each recipient is counted only once in the Total Count of Waivers even if they benefited from a mandatory and a discretionary waiver.

For instance a recipient of a Child of Employees waiver in the first semester might receive a waiver in the second semester as a Teaching Assistant. They count once in the mandatory and discretionary total but only once in the unduplicated total count of waivers.

TABLE A-5.1
FISCAL YEAR 2020
TOTAL TUITION AND FEE WAIVERS

Northeastern Illinois University

Note: Recipients are represented once for each waiver program
Rounding may cause some small variances in total values

(in thousands of dollars)	Number of Recipients (unduplicated)	Tuition Waived		Fees Waived	
		Number of Recipients (unduplicated)	Value of Waivers	Number of Recipients (unduplicated)	Value of Waivers
MANDATORY WAIVER CATEGORY					
PROGRAM:					
Teacher Special Education	31	31	228.5	31	17.7
General Assembly	-	-	-	-	-
ROTC	8	8	74.9	8	6.1
DCFS	13	13	90.9	13	8.0
Children of Employees	28	28	98.6	-	-
Senior Citizens	13	13	26.4	-	-
Honorary Scholarships	-	-	-	-	-
Veterans Grants & Scholarships*	134	134	605.9	134	50.8
Other (please specify) **	-	-	-	-	-
Unduplicated Mandatory Waiver Count Total	*** 278	278	1,340.8	227	113.2

DISCRETIONARY WAIVERS CATEGORY

PROGRAM:					
Faculty/Administrators	31	31	90.2	31	6.0
Civil Service	93	93	314.7	93	22.3
Academic/Other Talent	632	645	1,290.4	-	-
Athletic	-	-	-	-	-
Gender Equity in Intercollegiate Athletics	-	-	-	-	-
Foreign Exchange Students	56	56	670.8	56	57.5
Out-of-State Students	-	-	-	-	-
Foreign Students	-	-	-	-	-
Student Need-Financial Aid	170	170	218.6	-	-
Student Need-Special Programs	-	-	-	-	-
Cooperating Professionals	47	47	81.6	47	5.7
Research Assistants	11	11	36.1	11	2.4
Teaching Assistants	43	43	213.3	43	14.1
Other Assistants	63	63	301.8	63	20.0
Student Employment	-	-	-	-	-
Interinstitutional/Related Agencies	39	39	160.6	39	12.2
Retired University Employees	-	-	-	-	-
Children of Deceased Employees	-	-	-	-	-
Contract/Training Grants	25	25	140.6	25	9.3
All Other (please specify)**	-	-	-	-	-
Unduplicated Discretionary Waiver Count Total	*** 1,112	1,112	4,409.9	409	203.1

Unduplicated Summary Tuition and/or Fees	Number of Recipients	Total Value of Waivers
Mandatory Waiver Category Total***	227	0 \$ 1,207.8
Discretionary Waiver Category Total***	1,210	0 \$ 3,668.1
Total Count of Waivers****	1,437	0 \$ 4,875.8

* Illinois Veterans Grants (ISAC), Illinois National Guard Grants (ISAC), and POW/MIA Scholarships (Department of Veterans Affairs). Included are only the waived (unfunded) portion of these grants.

** Other waiver categories must be approved by the Board of Higher Education prior to reporting.

*** Each recipient is counted only once in the unduplicated count even if they benefited from multiple waivers during the academic year.

For instance, a recipient of an athletic waiver in the first semester might receive a waiver in the second semester as a Research Assistant. They count in two programs but only once in the total unduplicated count.

**** Each recipient is counted only once in the Total Count of Waivers even if they benefited from a mandatory and a discretionary waiver.

For instance a recipient of a Child of Employees waiver in the first semester might receive a waiver in the second semester as a Teaching Assistant. They count once in the mandatory and discretionary total but only once in the unduplicated total count of waivers.

TABLE A-5.2
FISCAL YEAR 2020
UNDERGRADUATE TUITION AND FEE WAIVERS

Northeastern Illinois University

Note: Recipients are represented once for each waiver program
Rounding may cause some small variances in total values

(in thousands of dollars)	Number of Recipients (unduplicated)	Tuition Waived		Fees Waived	
		Number of Recipients (unduplicated)	Value of Waivers	Number of Recipients (unduplicated)	Value of Waivers
<u>MANDATORY WAIVER CATEGORY</u>					
<u>PROGRAM:</u>					
Teacher Special Education	10	10	119.1	10	10.4
General Assembly	-	-	-	-	-
ROTC	6	6	53.0	6	4.6
DCFS	13	13	90.9	13	8.0
Children of Employees	28	28	98.6	-	-
Senior Citizens	9	9	12.6	-	-
Honorary Scholarships	-	-	-	-	-
Veterans Grants & Scholarships*	87	87	438.8	87	38.4
Other (please specify) **					
Unduplicated Mandatory Waiver Count Total	*** 153	153	813.1	116	61.5

DISCRETIONARY WAIVERS CATEGORY

<u>PROGRAM:</u>					
Faculty/Administrators					
Civil Service	18	18	68.4	18	6.0
Academic/Other Talent	418	431	973.8		
Athletic					
Gender Equity in Intercollegiate Athletics					
Foreign Exchange Students	51	51	614.3	51	53.8
Out-of-State Students	-		-		
Foreign Students	-		-		
Student Need-Financial Aid	151	151	193.9		
Student Need-Special Programs	-		-		
Cooperating Professionals	6	6	12.0	6	1.0
Research Assistants	-		-		
Teaching Assistants	-		-		
Other Assistants	-		-		
Student Employment	-		-		
Interinstitutional/Related Agencies	22	22	72.4	22	6.3
Retired University Employees					
Children of Deceased Employees					
Contract/Training Grants					
All Other (please specify)**					
Unduplicated Discretionary Waiver Count Total	*** 666	679	1,934.8	97	67.2

Unduplicated Summary Tuition and/or Fees	Number of Recipients	Total Value of Waivers
Mandatory Waiver Category Total***	153	\$ 874.5
Discretionary Waiver Category Total***	666	\$ 2,002.0
Total Count of Waivers****	819	\$ 2,876.5

- * Illinois Veterans Grants (ISAC), Illinois National Guard Grants (ISAC), and POW/MIA Scholarships (Department of Veterans Affairs). Included are only the waived (unfunded) portion of these grants.
- ** Other waiver categories must be approved by the Board of Higher Education prior to reporting.
- *** Each recipient is counted only once in the unduplicated count even if they benefited from multiple waivers during the academic year. For instance a recipient of an athletic waiver in the first semester might receive a waiver in the second semester as a Research Assistant. They count in two programs but only once in the total unduplicated count.
- **** Each recipient is counted only once in the Total Count of Waivers even if they benefited from a mandatory and a discretionary waiver. For instance a recipient of a Child of Employees waiver in the first semester might receive a waiver in the second semester as a Teaching

TABLE A-5.3
FISCAL YEAR 2020
GRADUATE TUITION AND FEE WAIVERS

Northeastern Illinois University

Note: Recipients are represented once for each waiver program
Rounding may cause some small variances in total values

(in thousands of dollars)	Number of Recipients (unduplicated)	Tuition Waived		Fees Waived	
		Number of Recipients (unduplicated)	Value of Waivers	Number of Recipients (unduplicated)	Value of Waivers
MANDATORY WAIVER CATEGORY					
<u>PROGRAM:</u>					
Teacher Special Education	21	21	109.5	21	7.3
				General Assembly	
ROTC	2	2	21.9	2	1.5
DCFS			-	-	-
Children of Employees			-	-	-
Senior Citizens	4	4	13.8	-	Honorary Scholarships
Veterans Grants & Scholarships*	47	47	167.0	47	12.4
				Other (please specify) **	
Unduplicated Mandatory Waiver Count Total	74	74	312.1	70	21.1

DISCRETIONARY WAIVERS CATEGORY

<u>PROGRAM:</u>					
Faculty/Administrators	31	31	90.2	31	6.0
Civil Service	75	75	246.3	75	16.3
Academic/Other Talent	214	214	316.5	-	-
Athletic	-	-	-	-	-
Gender Equity in Intercollegiate Athletics	-	-	-	-	-
Foreign Exchange Students	5	5	56.5	5	3.7
Out-of-State Students	-	-	-	-	-
Foreign Students	-	-	-	-	-
Student Need-Financial Aid	19	19	24.7	-	-
Student Need-Special Programs	-	-	-	-	-
Cooperating Professionals	41	41	69.6	41	4.6
Research Assistants	11	11	36.1	11	2.4
Teaching Assistants	43	43	213.3	43	14.1
Other Assistants	63	63	301.8	63	20.0
Student Employment	-	-	-	-	-
Interinstitutional/Related Agencies	17	17	88.2	17	5.8
Retired University Employees	-	-	-	-	-
Children of Deceased Employees	-	-	-	-	-
Contract/Training Grants	25	25	140.6	25	9.3
All Other (please specify)**	-	-	-	-	-
Unduplicated Discretionary Waiver Count Total	544	544	1,583.8	293	82.3

Unduplicated Summary Tuition and/or Fees	Number of Recipients	Total Value of Waivers
Mandatory Waiver Category Total***	74	\$ 333.2
Discretionary Waiver Category Total***	544	\$ 1,666.1
Total Count of Waivers****	618	\$ 1,999.4

* Illinois Veterans Grants (ISAC), Illinois National Guard Grants (ISAC), and POW/MIA Scholarships (Department of Veterans Affairs). Included are only the waived (unfunded) portion of these grants.

** Other waiver categories must be approved by the Board of Higher Education prior to reporting.

*** Each recipient is counted only once in the unduplicated count even if they benefited from multiple waivers during the academic year.

For instance a recipient of an athletic waiver in the first semester might receive a waiver in the second semester as a Research Assistant. They count in two programs but only once in the total unduplicated count.

**** Each recipient is counted only once in the Total Count of Waivers even if they benefited from a mandatory and a discretionary waiver.

For instance a recipient of a Child of Employees waiver in the first semester might receive a waiver in the second semester as a Teaching Assistant. They count once in the mandatory and discretionary total but only once in the unduplicated total count of waivers.

TABLE A-6.1
FISCAL YEAR 2020
TOTAL TUITION AND FEE WAIVERS

Northern Illinois University

Note: Recipients are represented once for each waiver program
Rounding may cause some small variances in total values

(in thousands of dollars)	Number of Recipients (unduplicated)	Tuition Waived		Fees Waived	
		Number of Recipients (unduplicated)	Value of Waivers	Number of Recipients (unduplicated)	Value of Waivers
MANDATORY WAIVER CATEGORY					
PROGRAM:					
Teacher Special Education	58	58	540.0	54	159.0
General Assembly	-	-	-	-	-
ROTC	36	36	221.3	21	1.5
DCFS	47	41	185.9	33	37.2
Children of Employees	140	140	603.1	-	-
Senior Citizens	5	5	22.4	-	-
Honorary Scholarships	-	-	-	-	-
Veterans Grants & Scholarships*	328	325	2,196.3	201	228.2
Other (please specify)**	-	-	-	-	-
Unduplicated Mandatory Waiver Count Total	*** 613	605	3,769.1	309	425.9

DISCRETIONARY WAIVERS CATEGORY

PROGRAM:					
Faculty/Administrators	96	96	450.9	7	3.3
Civil Service	188	188	845.2	59	55.9
Academic/Other Talent	741	741	3,759.8	-	-
Athletic	172	172	1,420.8	-	-
Gender Equity in Intercollegiate Athletics	168	168	1,391.3	-	-
Foreign Exchange Students	-	-	-	-	-
Out-of-State Students	-	-	-	-	-
Foreign Students	17	17	172.3	-	-
Student Need-Financial Aid	1	1	9.5	-	-
Student Need-Special Programs	8	8	39.7	-	-
Cooperating Professionals	363	363	916.6	-	-
Research Assistants	427	427	3,100.7	-	-
Teaching Assistants	852	852	6,375.8	-	-
Other Assistants	184	184	1,371.6	-	-
Student Employment	-	-	-	-	-
Interinstitutional/Related Agencies	33	33	121.1	-	-
Retired University Employees	10	10	48.6	1	0.7
Children of Deceased Employees	6	6	48.5	5	10.9
Contract/Training Grants	20	23	148.2	-	-
All Other (please specify)**	9	9	31.7	-	-
2.2.7 Fellowships	9	9	31.7	-	-
Unduplicated Discretionary Waiver Count Total	*** 3,158	3,295	20,283.9	72	70.8

Unduplicated Summary Tuition and/or Fees	Number of Recipients	Total Value of Waivers
Mandatory Waiver Category Total***	613	0 \$ 4,195.0
Discretionary Waiver Category Total***	3,158	0 \$ 20,354.7
Total count of Waivers****	3,761	0 \$ 24,549.7

* Illinois Veterans Grants (ISAC), Illinois National Guard Grants (ISAC), and POW/MIA Scholarships (Department of Veterans Affairs). Included are only the waived (unfunded) portion of these grants.

** Other waiver categories must be approved by the Board of Higher Education prior to reporting.

*** Each recipient is counted only once in the unduplicated count even if they benefited from multiple waivers during the academic year. For instance, a recipient of an athletic waiver in the first semester might receive a waiver in the second semester as a Research Assistant. They count in two programs but only once in the total unduplicated count.

**** Each recipient is counted only once in the Total Count of Waivers even if they benefited from a mandatory and a discretionary waiver. For instance a recipient of a Child of Employees waiver in the first semester might receive a waiver in the second semester as a Teaching Assistant. They count once in the mandatory and discretionary total but only once in the unduplicated total count of waivers.

TABLE A-6.2
FISCAL YEAR 2020
UNDERGRADUATE TUITION AND FEE WAIVERS

Northern Illinois University

Note: Recipients are represented once for each waiver program
Rounding may cause some small variances in total values

(in thousands of dollars)	Number of Recipients (unduplicated)	Tuition Waived		Fees Waived	
		Number of Recipients (unduplicated)	Value of Waivers	Number of Recipients (unduplicated)	Value of Waivers
MANDATORY WAIVER CATEGORY					
PROGRAM:					
Teacher Special Education	51	51	478.5	51	156.5
General Assembly					
ROTC	36	36	221.3	21	1.5
DCFS	46	40	174.8	33	37.2
Children of Employees	140	140	603.1		
Senior Citizens	4	4	19.2		
Honorary Scholarships					
Veterans Grants & Scholarships*	216	216	1,505.6	184	155.4
Other (please specify)**					
Unduplicated Mandatory Waiver Count Total	*** 492	487	3,002.5	289	350.7

DISCRETIONARY WAIVERS CATEGORY

PROGRAM:					
Faculty/Administrators	7	7	9.0	7	3.3
Civil Service	62	62	225.7	59	55.9
Academic/Other Talent	465	465	1,363.3		
Athletic	172	172	1,420.8		
Gender Equity in Intercollegiate Athletics	168	168	1,391.3		
Foreign Exchange Students					
Out-of-State Students					
Foreign Students					
Student Need-Financial Aid	1	1	9.5		
Student Need-Special Programs					
Cooperating Professionals	6	6	26.9		
Research Assistants					
Teaching Assistants					
Other Assistants	9	9	44.0		
Student Employment					
Interinstitutional/Related Agencies	6	6	22.0		
Retired University Employees	1	1	2.1	1	0.7
Children of Deceased Employees	6	6	48.5	5	10.9
Contract/Training Grants					
All Other (please specify)**	-	-	-	-	-
2.2.7 Fellowships					
Unduplicated Discretionary Waiver Count Total	*** 890	903	4,563.1	72	70.8

Unduplicated Summary Tuition and/or Fees	Number of Recipients	Total Value of Waivers
Mandatory Waiver Category Total***	492	\$ 3,353.2
Discretionary Waiver Category Total***	890	\$ 4,633.9
Total count of Waivers***	1,375	\$ 7,987.1

* Illinois Veterans Grants (ISAC), Illinois National Guard Grants (ISAC), and POW/MIA Scholarships (Department of Veterans Affairs). Included are only the waived (unfunded) portion of these grants.

** Other waiver categories must be approved by the Board of Higher Education prior to reporting.

*** Each recipient is counted only once in the unduplicated count even if they benefited from multiple waivers during the academic year.

For instance a recipient of an athletic waiver in the first semester might receive a waiver in the second semester as a Research Assistant.

They count in two programs but only once in the total unduplicated count.

**** Each recipient is counted only once in the Total Count of Waivers even if they benefited from a mandatory and a discretionary waiver.

For instance a recipient of a Child of Employees waiver in the first semester might receive a waiver in the second semester as a Teaching

TABLE A-6.3
FISCAL YEAR 2020
GRADUATE TUITION AND FEE WAIVERS

Northern Illinois University

Note: Recipients are represented once for each waiver program
Rounding may cause some small variances in total values

(in thousands of dollars)	Number of Recipients (unduplicated)	Tuition Waived		Fees Waived	
		Number of Recipients (unduplicated)	Value of Waivers	Number of Recipients (unduplicated)	Value of Waivers
MANDATORY WAIVER CATEGORY					
PROGRAM:					
Teacher Special Education General Assembly	7	7	61.5	3	2.5
ROTC					
DCFS	1	1	11.1		
Children of Employees					
Senior Citizens	1	1	3.2		
Honorary Scholarships					
Veterans Grants & Scholarships*	112	109	690.7	17	72.7
Other (please specify)**					
Unduplicated Mandatory Waiver Count Total	*** 121	118	766.6	20	75.2

DISCRETIONARY WAIVERS CATEGORY

PROGRAM:					
Faculty/Administrators	89	89	441.9		
Civil Service	126	126	619.6		
Academic/Other Talent	276	276	2,396.5		
Athletic					
Gender Equity in Intercollegiate Athletics					
Foreign Exchange Students					
Out-of-State Students					
Foreign Students	17	17	172.3		
Student Need-Financial Aid					
Student Need-Special Programs	8	8	39.7		
Cooperating Professionals	357	357	889.7		
Research Assistants	427	427	3,100.7		
Teaching Assistants	852	852	6,375.8		
Other Assistants	175	175	1,327.6		
Student Employment					
Interinstitutional/Related Agencies	27	27	99.0		
Retired University Employees	9	9	46.5		
Children of Deceased Employees					
Contract/Training Grants	20	23	148.2		
All Other (please specify)**	9	9	31.7	-	-
2.2.7 Fellowships	9	9	31.7		
Unduplicated Discretionary Waiver Count Total	*** 2,268	2,392	15,720.8	-	-

Unduplicated Summary Tuition and/or Fees	Number of Recipients	Total Value of Waivers
Mandatory Waiver Category Total***	121	\$ 841.8
Discretionary Waiver Category Total***	2,268	\$ 15,720.8
Total count of Waivers****	2,386	\$ 16,562.6

* Illinois Veterans Grants (ISAC), Illinois National Guard Grants (ISAC), and POW/MIA Scholarships (Department of Veterans Affairs). Included are only the waived (unfunded) portion of these grants.

** Other waiver categories must be approved by the Board of Higher Education prior to reporting.

*** Each recipient is counted only once in the unduplicated count even if they benefited from multiple waivers during the academic year. For instance a recipient of an athletic waiver in the first semester might receive a waiver in the second semester as a Research Assistant. They count in two programs but only once in the total unduplicated count.

**** Each recipient is counted only once in the Total Count of Waivers even if they benefited from a mandatory and a discretionary waiver. For instance a recipient of a Child of Employees waiver in the first semester might receive a waiver in the second semester as a Teaching Assistant. They count once in the mandatory and discretionary total but only once in the unduplicated total count of waivers.

TABLE A-7.1
FISCAL YEAR 2020
TOTAL TUITION AND FEE WAIVERS

Southern Illinois University Carbondale

Note: Recipients are represented once for each waiver program
Rounding may cause some small variances in total values

(in thousands of dollars)	Number of Recipients (unduplicated)	Tuition Waived		Fees Waived	
		Number of Recipients (unduplicated)	Value of Waivers	Number of Recipients (unduplicated)	Value of Waivers
MANDATORY WAIVER CATEGORY					
PROGRAM:					
Teacher Special Education	18	17	146.9	18	56.9
General Assembly	-	-	-	-	-
ROTC	60	60	487.7	-	-
DCFS	22	22	124.0	8	29.7
Children of Employees	190	190	675.2	-	-
Senior Citizens	5	5	8.5	-	-
Honorary Scholarships	-	-	-	-	-
Veterans Grants & Scholarships*	374	374	2,268.9	193	406.8
Other (please specify)**	-	-	-	-	-
Unduplicated Mandatory Waiver Count Total	*** 666	665	3,711.2	219	493.4

DISCRETIONARY WAIVERS CATEGORY

PROGRAM:					
Faculty/Administrators	124	117	592.8	116	206.9
Civil Service	172	163	775.6	165	239.4
Academic/Other Talent	505	541	1,814.0	-	-
Athletic	161	171	1,179.2	-	-
Gender Equity in Intercollegiate Athletics	111	94	825.0	-	-
Foreign Exchange Students	7	13	96.7	-	-
Out-of-State Students	-	-	-	-	-
Foreign Students	2	2	0.5	-	-
Student Need-Financial Aid	1,848	2,278	5,669.9	-	-
Student Need-Special Programs	-	-	-	-	-
Cooperating Professionals	49	46	184.9	48	85.6
Research Assistants	564	564	6,212.1	-	-
Teaching Assistants	856	856	11,548.5	-	-
Other Assistants	144	144	1,422.7	-	-
Student Employment	-	-	-	-	-
Interinstitutional/Related Agencies	30	32	197.3	30	40.3
Retired University Employees	8	6	26.7	8	15.7
Children of Deceased Employees	2	-	12.6	-	-
Contract/Training Grants	66	65	552.9	-	-
All Other (please specify)**	99	99	888.6	-	-
Fellowships	99	99	888.6	-	-
Unduplicated Discretionary Waiver Count Total	*** 4,390	4,820	32,888.6	366	587.9

Unduplicated Summary Tuition and/or Fees	Number of Recipients	Total Value of Waivers
Mandatory Waiver Category Total***	666	\$ 4,204.6
Discretionary Waiver Category Total***	4,390	\$ 33,476.5
Total Count of Waivers****	4,985	\$ 37,681.1

* Illinois Veterans Grants (ISAC), Illinois National Guard Grants (ISAC), and POW/MIA Scholarships (Department of Veterans Affairs). Included are only the waived (unfunded) portion of these grants.

** Other waiver categories must be approved by the Board of Higher Education prior to reporting.

*** Each recipient is counted only once in the unduplicated count even if they benefited from multiple waivers during the academic year. For instance, a recipient of an athletic waiver in the first semester might receive a waiver in the second semester as a Research Assistant. They count in two programs but only once in the total unduplicated count.

**** Each recipient is counted only once in the Total Count of Waivers even if they benefited from a mandatory and a discretionary waiver. For instance a recipient of a Child of Employees waiver in the first semester might receive a waiver in the second semester as a Teaching Assistant. They count once in the mandatory and discretionary total but only once in the unduplicated total count of waivers.

TABLE A-7.2
FISCAL YEAR 2020
UNDERGRADUATE TUITION AND FEE WAIVERS

Southern Illinois University Carbondale

Note: Recipients are represented once for each waiver program
Rounding may cause some small variances in total values

(in thousands of dollars)	Number of Recipients (unduplicated)	Tuition Waived		Fees Waived	
		Number of Recipients (unduplicated)	Value of Waivers	Number of Recipients (unduplicated)	Value of Waivers
MANDATORY WAIVER CATEGORY					
PROGRAM:					
Teacher Special Education General Assembly	16	16	131.9	16	48.9
ROTC	59	59	481.6		
DCFS	20	20	102.9	6	25.0
Children of Employees	190	190	675.2		
Senior Citizens	4	4	5.7		
Honorary Scholarships					
Veterans Grants & Scholarships*	297	297	1,718.3	151	330.7
Other (please specify) **					
Unduplicated Mandatory Waiver Count Total	*** 583	583	3,115.6	173	404.6

DISCRETIONARY WAIVERS CATEGORY

PROGRAM:					
Faculty/Administrators	25	18	58.9	25	28.1
Civil Service	104	95	423.3	103	139.4
Academic/Other Talent	438	474	1,346.2		
Athletic	154	164	1,130.9		
Gender Equity in Intercollegiate Athletics	109	92	789.9		
Foreign Exchange Students	7	13	96.7		
Out-of-State Students					
Foreign Students					
Student Need-Financial Aid	1,848	2,278	5,669.9		
Student Need-Special Programs					
Cooperating Professionals	4	2	6.7	4	2.8
Research Assistants					
Teaching Assistants					
Other Assistants					
Student Employment					
Interinstitutional/Related Agencies	11	13	59.3	11	13.1
Retired University Employees	5	3	10.3	5	9.4
Children of Deceased Employees	2		12.6		
Contract/Training Grants	12	11	7.2		
All Other (please specify)**	-	-	-	-	-
Fellowships					
Unduplicated Discretionary Waiver Count Total	*** 2,613	3,043	9,611.9	148	192.8

Unduplicated Summary Tuition and/or Fees	Number of Recipients	Total Value of Waivers
Mandatory Waiver Category Total***	583	\$ 3,520.2
Discretionary Waiver Category Total***	2,613	\$ 9,804.7
Total Count of Waivers****	3,128	\$ 13,324.9

* Illinois Veterans Grants (ISAC), Illinois National Guard Grants (ISAC), and POW/MIA Scholarships (Department of Veterans Affairs). Included are only the waived (unfunded) portion of these grants.

** Other waiver categories must be approved by the Board of Higher Education prior to reporting.

*** Each recipient is counted only once in the unduplicated count even if they benefited from multiple waivers during the academic year.

For instance a recipient of an athletic waiver in the first semester might receive a waiver in the second semester as a Research Assistant.

They count in two programs but only once in the total unduplicated count.

**** Each recipient is counted only once in the Total Count of Waivers even if they benefited from a mandatory and a discretionary waiver.

For instance a recipient of a Child of Employees waiver in the first semester might receive a waiver in the second semester as a Teaching

TABLE A-7.3
FISCAL YEAR 2020
GRADUATE TUITION AND FEE WAIVERS

Southern Illinois University Carbondale

**Note: Recipients are represented once for each waiver program
Rounding may cause some small variances in total values**

(in thousands of dollars)	Number of Recipients (unduplicated)	Tuition Waived		Fees Waived	
		Number of Recipients (unduplicated)	Value of Waivers	Number of Recipients (unduplicated)	Value of Waivers
<u>MANDATORY WAIVER CATEGORY</u>					
PROGRAM:					
Teacher Special Education General Assembly	2	1	15.0	2	8.0
ROTC	1	1	6.1		
DCFS	2	2	21.1	2	4.7
Children of Employees					
Senior Citizens	1	1	2.8		
Honorary Scholarships					
Veterans Grants & Scholarships*	77	77	550.6	42	76.1
Other (please specify)**					
Unduplicated Mandatory Waiver Count Total	83	82	595.6	46	88.8

DISCRETIONARY WAIVERS CATEGORY

PROGRAM:					
Faculty/Administrators	99	99	533.9	91	178.8
Civil Service	68	68	352.3	62	100.0
Academic/Other Talent	67	67	467.8		
Athletic	7	7	48.3		
Gender Equity in Intercollegiate Athletics	2	2	35.1		
Foreign Exchange Students					
Out-of-State Students					
Foreign Students	2	2	0.5		
Student Need-Financial Aid					
Student Need-Special Programs					
Cooperating Professionals	45	44	178.2	44	82.8
Research Assistants	564	564	6,212.1		
Teaching Assistants	856	856	11,548.5		
Other Assistants	144	144	1,422.7		
Student Employment					
Interinstitutional/Related Agencies	19	19	138.0	19	27.2
Retired University Employees	3	3	16.4	3	6.3
Children of Deceased Employees					
Contract/Training Grants	54	54	545.7		
All Other (please specify)**	99	99	888.6	-	-
Fellowships	99	99	888.6		
Unduplicated Discretionary Waiver Count Total	1,777	1,777	23,276.7	218	395.1

Unduplicated Summary Tuition and/or Fees	Number of Recipients	Total Value of Waivers
Mandatory Waiver Category Total***	83	\$ 684.4
Discretionary Waiver Category Total***	1,777	\$ 23,671.8
Total Count of Waivers****	1,857	\$ 24,356.2

* Illinois Veterans Grants (ISAC), Illinois National Guard Grants (ISAC), and POW/MIA Scholarships (Department of Veterans Affairs). Included are only the waived (unfunded) portion of these grants.

** Other waiver categories must be approved by the Board of Higher Education prior to reporting.

*** Each recipient is counted only once in the unduplicated count even if they benefited from multiple waivers during the academic year.

For instance a recipient of an athletic waiver in the first semester might receive a waiver in the second semester as a Research Assistant. They count in two programs but only once in the total unduplicated count.

**** Each recipient is counted only once in the Total Count of Waivers even if they benefited from a mandatory and a discretionary waiver.

For instance a recipient of a Child of Employees waiver in the first semester might receive a waiver in the second semester as a Teaching Assistant. They count once in the mandatory and discretionary total but only once in the unduplicated total count of waivers.

TABLE A-8.1
FISCAL YEAR 2020
TOTAL TUITION AND FEE WAIVERS

Southern Illinois University Edwardsville

Note: Recipients are represented once for each waiver program
Rounding may cause some small variances in total values

(in thousands of dollars)	Number of Recipients (unduplicated)	Tuition Waived		Fees Waived	
		Number of Recipients (unduplicated)	Value of Waivers	Number of Recipients (unduplicated)	Value of Waivers
MANDATORY WAIVER CATEGORY					
PROGRAM:					
Teacher Special Education	21	21	184.4	21	63.5
General Assembly	-	-	-	-	-
ROTC	57	57	552.7	-	-
DCFS	28	28	228.2	-	-
Children of Employees	201	201	752.0	-	-
Senior Citizens	-	-	-	-	-
Honorary Scholarships	-	-	-	-	-
Veterans Grants & Scholarships*	407	407	2,046.0	336	690.0
Other (please specify)**	-	-	-	-	-
Unduplicated Mandatory Waiver Count Total	*** 713	713	3,763.3	357	753.5

DISCRETIONARY WAIVERS CATEGORY

PROGRAM:					
Faculty/Administrators	64	64	275.7	-	-
Civil Service	109	109	378.9	7	-
Academic/Other Talent	178	178	1,149.1	2	2.4
Athletic	140	140	921.2	-	-
Gender Equity in Intercollegiate Athletics	103	103	833.3	-	-
Foreign Exchange Students	-	-	-	-	-
Out-of-State Students	-	-	-	-	-
Foreign Students	-	-	-	-	-
Student Need-Financial Aid	-	-	-	-	-
Student Need-Special Programs	24	24	43.8	-	-
Cooperating Professionals	193	193	481.0	3	-
Research Assistants	169	169	918.2	-	-
Teaching Assistants	457	457	2,660.8	-	-
Other Assistants	138	138	748.5	-	-
Student Employment	-	-	-	-	-
Interinstitutional/Related Agencies	46	46	190.5	6	-
Retired University Employees	-	-	-	-	-
Children of Deceased Employees	1	1	10.1	-	-
Contract/Training Grants	6	6	5.9	-	-
All Other (please specify)**	31	-	-	31	65.8
Unduplicated Discretionary Waiver Count Total	*** 1,578	1,548	8,617.0	22	68.2

Unduplicated Summary Tuition and/or Fees	Number of Recipients	Total Value of Waivers
Mandatory Waiver Category Total***	713	\$ 4,516.8
Discretionary Waiver Category Total***	1,578	\$ 8,685.2
Total Count of Waivers****	2,282	\$ 13,202.0

* Illinois Veterans Grants (ISAC), Illinois National Guard Grants (ISAC), and POW/MIA Scholarships (Department of Veterans Affairs). Included are only the waived (unfunded) portion of these grants.

** Other waiver categories must be approved by the Board of Higher Education prior to reporting.

*** Each recipient is counted only once in the unduplicated count even if they benefited from multiple waivers during the academic year.

For instance, a recipient of an athletic waiver in the first semester might receive a waiver in the second semester as a Research Assistant. They count in two programs but only once in the total unduplicated count.

**** Each recipient is counted only once in the Total Count of Waivers even if they benefited from a mandatory and a discretionary waiver.

For instance a recipient of a Child of Employees waiver in the first semester might receive a waiver in the second semester as a Teaching Assistant. They count once in the mandatory and discretionary total but only once in the unduplicated total count of waivers.

TABLE A-8.2
FISCAL YEAR 2020
UNDERGRADUATE TUITION AND FEE WAIVERS

Southern Illinois University Edwardsville

Note: Recipients are represented once for each waiver program
Rounding may cause some small variances in total values

(in thousands of dollars)	Number of Recipients (unduplicated)	Tuition Waived		Fees Waived	
		Number of Recipients (unduplicated)	Value of Waivers	Number of Recipients (unduplicated)	Value of Waivers
<u>MANDATORY WAIVER CATEGORY</u>					
<u>PROGRAM:</u>					
Teacher Special Education	19	19	172.4	19	59.9
General Assembly					
ROTC	56	56	547.0		
DCFS	27	27	223.0		
Children of Employees	198	198	745.5		
Senior Citizens					
Honorary Scholarships					
Veterans Grants & Scholarships*	337	337	1,720.7	281	617.4
Other (please specify)**					
Unduplicated Mandatory Waiver Count Total	*** 636	636	3,408.6	300	677.3

DISCRETIONARY WAIVERS CATEGORY

<u>PROGRAM:</u>					
Faculty/Administrators	11	11	33.1		
Civil Service	56	56	169.6	7	
Academic/Other Talent	124	124	829.0		
Athletic	126	126	855.7		
Gender Equity in Intercollegiate Athletics	100	100	815.0		
Foreign Exchange Students					
Out-of-State Students					
Foreign Students					
Student Need-Financial Aid					
Student Need-Special Programs	24	24	43.8		
Cooperating Professionals	2	2	1.9	3	
Research Assistants	1	1	1.4		
Teaching Assistants	4	4	21.0		
Other Assistants					
Student Employment					
Interinstitutional/Related Agencies	16	16	57.6	6	
Retired University Employees					
Children of Deceased Employees	1	1	10.1		
Contract/Training Grants					
All Other (please specify)**	27			27	62.2
Unduplicated Discretionary Waiver Count Total	*** 491	464	2,838.2	16	62.2

Unduplicated Summary Tuition and/or Fees	Number of Recipients	Total Value of Waivers
Mandatory Waiver Category Total***	636	\$ 4,085.9
Discretionary Waiver Category Total***	491	\$ 2,900.4
Total Count of Waivers****	1,121	\$ 6,986.3

* Illinois Veterans Grants (ISAC), Illinois National Guard Grants (ISAC), and POW/MIA Scholarships (Department of Veterans Affairs). Included are only the waived (unfunded) portion of these grants.

** Other waiver categories must be approved by the Board of Higher Education prior to reporting.

*** Each recipient is counted only once in the unduplicated count even if they benefited from multiple waivers during the academic year.

For instance a recipient of an athletic waiver in the first semester might receive a waiver in the second semester as a Research Assistant. They count in two programs but only once in the total unduplicated count.

**** Each recipient is counted only once in the Total Count of Waivers even if they benefited from a mandatory and a discretionary waiver.

For instance a recipient of a Child of Employees waiver in the first semester might receive a waiver in the second semester as a Teaching

TABLE A-8.3
FISCAL YEAR 2020
GRADUATE TUITION AND FEE WAIVERS

Southern Illinois University Edwardsville

Note: Recipients are represented once for each waiver program
Rounding may cause some small variances in total values

(in thousands of dollars)	Number of Recipients (unduplicated)	Tuition Waived		Fees Waived	
		Number of Recipients (unduplicated)	Value of Waivers	Number of Recipients (unduplicated)	Value of Waivers
MANDATORY WAIVER CATEGORY					
PROGRAM:					
Teacher Special Education General Assembly	2	2	12.0	2	3.6
ROTC	1	1	5.7		
DCFS	1	1	5.2		
Children of Employees	3	3	6.5		
Senior Citizens					
Honorary Scholarships					
Veterans Grants & Scholarships*	70	70	325.3	55	72.6
Other (please specify)**	-	-	-	-	-
Unduplicated Mandatory Waiver Count Total	*** 77	77	354.7	57	76.2

DISCRETIONARY WAIVERS CATEGORY

PROGRAM:					
Faculty/Administrators	53	53	242.6		
Civil Service	53	53	209.3		
Academic/Other Talent	54	54	320.1	2	2.4
Athletic	14	14	65.5		
Gender Equity in Intercollegiate Athletics	3	3	18.3		
Foreign Exchange Students					
Out-of-State Students					
Foreign Students					
Student Need-Financial Aid					
Student Need-Special Programs					
Cooperating Professionals	191	191	479.1		
Research Assistants	168	168	916.8		
Teaching Assistants	453	453	2,639.8		
Other Assistants	138	138	748.5		
Student Employment					
Interinstitutional/Related Agencies	30	30	132.9		
Retired University Employees					
Children of Deceased Employees					
Contract/Training Grants	6	6	5.9		
All Other (please specify)**	4	-	-	4	3.6
Unduplicated Discretionary Waiver Count Total	*** 1,087	1,084	5,778.8	6	6.0

Unduplicated Summary Tuition and/or Fees	Number of Recipients	Total Value of Waivers
Mandatory Waiver Category Total***	77	\$ 430.9
Discretionary Waiver Category Total***	1,087	\$ 5,784.8
Total Count of Waivers****	1,161	\$ 6,215.7

* Illinois Veterans Grants (ISAC), Illinois National Guard Grants (ISAC), and POW/MIA Scholarships (Department of Veterans Affairs). Included are only the waived (unfunded) portion of these grants.

** Other waiver categories must be approved by the Board of Higher Education prior to reporting.

*** Each recipient is counted only once in the unduplicated count even if they benefited from multiple waivers during the academic year.

For instance a recipient of an athletic waiver in the first semester might receive a waiver in the second semester as a Research Assistant. They count in two programs but only once in the total unduplicated count.

**** Each recipient is counted only once in the Total Count of Waivers even if they benefited from a mandatory and a discretionary waiver.

For instance a recipient of a Child of Employees waiver in the first semester might receive a waiver in the second semester as a Teaching Assistant. They count once in the mandatory and discretionary total but only once in the unduplicated total count of waivers.

TABLE A-9
FISCAL YEAR 2020
GRADUATE TUITION AND FEE WAIVERS

SIU SCHOOL OF MEDICINE

Note: Recipients are represented once for each waiver program
Rounding may cause some small variances in total values

(in thousands of dollars)	Number of Recipients (unduplicated)	Tuition Waived		Fees Waived	
		Number of Recipients (unduplicated)	Value of Waivers	Number of Recipients (unduplicated)	Value of Waivers
MANDATORY WAIVER CATEGORY					
<u>PROGRAM:</u>					
Teacher Special Education					
General Assembly					
ROTC					
DCFS					
Children of Employees					
Senior Citizens					
Honorary Scholarships					
Veterans Grants & Scholarships*	5	5	59.1	1	3.7
Other (please specify)**					
Unduplicated Mandatory Waiver Count Total	*** 5	5	59.1	1	3.7

DISCRETIONARY WAIVERS CATEGORY

<u>PROGRAM:</u>					
Faculty/Administrators					
Civil Service					
Academic/Other Talent					
Athletic					
Gender Equity in Intercollegiate Athletics					
Foreign Exchange Students					
Out-of-State Students					
Foreign Students					
Student Need-Financial Aid	21	21	351.5		
Student Need-Special Programs					
Cooperating Professionals					
Research Assistants					
Teaching Assistants					
Other Assistants					
Student Employment					
Interinstitutional/Related Agencies					
Retired University Employees					
Children of Deceased Employees					
Contract/Training Grants					
All Other (please specify)**					
Unduplicated Discretionary Waiver Count Total	*** 21	21	351.5		-

Unduplicated Summary Tuition and/or Fees	Number of Recipients	Total Value of Waivers
Mandatory Waiver Category Total***	5	\$ 62.8
Discretionary Waiver Category Total***	21	\$ 351.5
Total Count of Waivers****	26	\$ 414.3

* Illinois Veterans Grants (ISAC), Illinois National Guard Grants (ISAC), and POW/MIA Scholarships (Department of Veterans Affairs). Included are only the waived (unfunded) portion of these grants.

** Other waiver categories must be approved by the Board of Higher Education prior to reporting.

*** Each recipient is counted only once in the unduplicated count even if they benefited from multiple waivers during the academic year. For instance a recipient of an athletic waiver in the first semester might receive a waiver in the second semester as a Research Assistant. They count in two programs but only once in the total unduplicated count.

**** Each recipient is counted only once in the Total Count of Waivers even if they benefited from a mandatory and a discretionary waiver. For instance a recipient of a Child of Employees waiver in the first semester might receive a waiver in the second semester as a Teaching Assistant. They count once in the mandatory and discretionary total but only once in the unduplicated total count of waivers.

TABLE A-10.1
FISCAL YEAR 2020
TOTAL TUITION AND FEE WAIVERS

University of Illinois at Chicago

Note: Recipients are represented once for each waiver program
Rounding may cause some small variances in total values

(in thousands of dollars)	Number of Recipients (unduplicated)	Tuition Waived		Fees Waived	
		Number of Recipients (unduplicated)	Value of Waivers	Number of Recipients (unduplicated)	Value of Waivers
MANDATORY WAIVER CATEGORY					
PROGRAM:					
Teacher Special Education	21	21	196.2	21	55.9
General Assembly	-	-	-	-	-
ROTC	68	68	609.2	-	-
DCFS	26	26	210.4	20	54.6
Children of Employees	208	208	1,162.2	-	-
Senior Citizens	2	2	7.9	-	-
Honorary Scholarships	36	36	669.3	1	0.7
Veterans Grants & Scholarships*	280	280	2,890.6	133	329.0
Other (please specify)**	-	-	-	-	-
Unduplicated Mandatory Waiver Count Total	*** 641	641	5,745.6	175	440.2

DISCRETIONARY WAIVERS CATEGORY

PROGRAM:					
Faculty/Administrators	381	381	3,425.0	380	648.2
Civil Service	355	354	2,980.5	354	641.3
Academic/Other Talent	1,892	1,888	24,517.8	718	916.5
Athletic	150	149	2,106.1	-	-
Gender Equity in Intercollegiate Athletics	49	49	508.2	-	-
Foreign Exchange Students	-	-	-	-	-
Out-of-State Students	15	15	176.9	-	-
Foreign Students	1,160	-	-	1,160	205.0
Student Need-Financial Aid	10	10	16.0	-	-
Student Need-Special Programs	40	40	89.6	-	-
Cooperating Professionals	47	47	183.2	35	10.1
Research Assistants	945	945	13,807.1	945	1,776.2
Teaching Assistants	1,455	1,455	21,749.6	1,455	2,819.8
Other Assistants	1,234	520	8,206.9	1,206	1,096.8
Student Employment	-	-	-	-	-
Interinstitutional/Related Agencies	-	-	-	-	-
Retired University Employees	10	10	46.4	10	16.0
Children of Deceased Employees	-	-	-	-	-
Contract/Training Grants	-	-	-	-	-
All Other (please specify)**	85	5	392.4	84	134.4
Unduplicated Discretionary Waiver Count Total	*** 7,828	5,868	78,205.7	6,347	8,264.2

Unduplicated Summary Tuition and/or Fees	Number of Recipients	Total Value of Waivers
Mandatory Waiver Category Total***	641	\$ 6,185.8
Discretionary Waiver Category Total***	7,828	\$ 86,469.9
Total Count of Waivers****	5,915	\$ 92,655.7

* Illinois Veterans Grants (ISAC), Illinois National Guard Grants (ISAC), and POW/MIA Scholarships (Department of Veterans Affairs). Included are only the waived (unfunded) portion of these grants.

** Other waiver categories must be approved by the Board of Higher Education prior to reporting.

*** Each recipient is counted only once in the unduplicated count even if they benefited from multiple waivers during the academic year.

For instance, a recipient of an athletic waiver in the first semester might receive a waiver in the second semester as a Research Assistant.

They count in two programs but only once in the total unduplicated count.

**** Each recipient is counted only once in the Total Count of Waivers even if they benefited from a mandatory and a discretionary waiver.

For instance a recipient of a Child of Employees waiver in the first semester might receive a waiver in the second semester as a Teaching Assistant. They count once in the mandatory and discretionary total but only once in the unduplicated total count of waivers.

TABLE A-10.2
FISCAL YEAR 2020
UNDERGRADUATE TUITION AND FEE WAIVERS

University of Illinois at Chicago

Note: Recipients are represented once for each waiver program
Rounding may cause some small variances in total values

(in thousands of dollars)	Number of Recipients (unduplicated)	Tuition Waived		Fees Waived	
		Number of Recipients (unduplicated)	Value of Waivers	Number of Recipients (unduplicated)	Value of Waivers
<u>MANDATORY WAIVER CATEGORY</u>					
<u>PROGRAM:</u>					
Teacher Special Education	1	1	10.6	1	2.8
General Assembly					
ROTC	68	68	609.2		
DCFS	24	24	204.2	18	53.1
Children of Employees	208	208	1,162.2		
Senior Citizens	1	1	5.3		
Honorary Scholarships	19	19	234.5	1	0.7
Veterans Grants & Scholarships*	171	171	1,479.9	49	125.3
Other (please specify) **					
Unduplicated Mandatory Waiver Count Total	*** 492	492	3,705.8	69	181.9

DISCRETIONARY WAIVERS CATEGORY

<u>PROGRAM:</u>					
Faculty/Administrators	6	6	13.8	6	4.3
Civil Service	54	54	272.7	54	104.8
Academic/Other Talent	1,047	1,047	6,816.8		
Athletic	147	147	2,062.6		
Gender Equity in Intercollegiate Athletics	49	49	508.2		
Foreign Exchange Students					
Out-of-State Students	15	15	176.9		
Foreign Students					
Student Need-Financial Aid	10	10	16.0		
Student Need-Special Programs	40	40	89.6		
Cooperating Professionals	3	3	5.6		
Research Assistants					
Teaching Assistants					
Other Assistants					
Student Employment					
Interinstitutional/Related Agencies					
Retired University Employees	2	2	10.8	2	4.4
Children of Deceased Employees					
Contract/Training Grants					
All Other (please specify)**	1	1	2.8		
Unduplicated Discretionary Waiver Count Total	*** 1,374	1,374	9,976.0	62	113.5

Unduplicated Summary Tuition and/or Fees	Number of Recipients	Total Value of Waivers
Mandatory Waiver Category Total***	492	\$ 3,887.7
Discretionary Waiver Category Total***	1,374	\$ 10,089.5
Total Count of Waivers****	1,771	\$ 13,977.1

* Illinois Veterans Grants (ISAC), Illinois National Guard Grants (ISAC), and POW/MIA Scholarships (Department of Veterans Affairs). Included are only the waived (unfunded) portion of these grants.

** Other waiver categories must be approved by the Board of Higher Education prior to reporting.

*** Each recipient is counted only once in the unduplicated count even if they benefited from multiple waivers during the academic year.

For instance a recipient of an athletic waiver in the first semester might receive a waiver in the second semester as a Research Assistant.

They count in two programs but only once in the total unduplicated count.

**** Each recipient is counted only once in the Total Count of Waivers even if they benefited from a mandatory and a discretionary waiver.

For instance a recipient of a Child of Employees waiver in the first semester might receive a waiver in the second semester as a Teaching

TABLE A-10.3
FISCAL YEAR 2020
GRADUATE TUITION AND FEE WAIVERS

University of Illinois at Chicago

Note: Recipients are represented once for each waiver program
Rounding may cause some small variances in total values

(in thousands of dollars)	Number of Recipients (unduplicated)	Tuition Waived		Fees Waived	
		Number of Recipients (unduplicated)	Value of Waivers	Number of Recipients (unduplicated)	Value of Waivers
MANDATORY WAIVER CATEGORY					
<u>PROGRAM:</u>					
Teacher Special Education	20	20	185.6	20	53.1
General Assembly					
ROTC					
DCFS	2	2	6.2	2	1.5
Children of Employees					
Senior Citizens	1	1	2.6		
Honorary Scholarships	17	17	434.8		
Veterans Grants & Scholarships*	109	109	1,410.7	84	203.7
Other (please specify) **					
Unduplicated Mandatory Waiver Count Total	*** 149	149	2,039.9	106	258.3

DISCRETIONARY WAIVERS CATEGORY

<u>PROGRAM:</u>					
Faculty/Administrators	375	375	3,411.2	374	643.9
Civil Service	301	300	2,707.8	300	536.5
Academic/Other Talent	845	841	17,701.0	718	916.5
Athletic	3	2	43.5		
Gender Equity in Intercollegiate Athletics					
Foreign Exchange Students					
Out-of-State Students					
Foreign Students	1,160			1,160	205.0
Student Need-Financial Aid					
Student Need-Special Programs					
Cooperating Professionals	44	44	177.5	35	10.1
Research Assistants	945	945	13,807.1	945	1,776.2
Teaching Assistants	1,455	1,455	21,749.6	1,455	2,819.8
Other Assistants	1,234	520	8,206.9	1,206	1,096.8
Student Employment					
Interinstitutional/Related Agencies					
Retired University Employees	8	8	35.6	8	11.6
Children of Deceased Employees					
Contract/Training Grants					
All Other (please specify)**	84	4	389.6	84	134.4
Unduplicated Discretionary Waiver Count Total	*** 6,454	4,494	68,229.7	6,285	8,150.7

Unduplicated Summary Tuition and/or Fees	Number of Recipients	Total Value of Waivers
Mandatory Waiver Category Total***	149	\$ 2,298.2
Discretionary Waiver Category Total***	6,454	\$ 76,380.4
Total Count of Waivers****	4,144	\$ 78,678.6

* Illinois Veterans Grants (ISAC), Illinois National Guard Grants (ISAC), and POW/MIA Scholarships (Department of Veterans Affairs). Included are only the waived (unfunded) portion of these grants.

** Other waiver categories must be approved by the Board of Higher Education prior to reporting.

*** Each recipient is counted only once in the unduplicated count even if they benefited from multiple waivers during the academic year.

For instance a recipient of an athletic waiver in the first semester might receive a waiver in the second semester as a Research Assistant. They count in two programs but only once in the total unduplicated count.

**** Each recipient is counted only once in the Total Count of Waivers even if they benefited from a mandatory and a discretionary waiver.

For instance a recipient of a Child of Employees waiver in the first semester might receive a waiver in the second semester as a Teaching Assistant. They count once in the mandatory and discretionary total but only once in the unduplicated total count of waivers.

TABLE A-11.1
FISCAL YEAR 2020
TOTAL TUITION AND FEE WAIVERS

University of Illinois at Springfield

Note: Recipients are represented once for each waiver program
Rounding may cause some small variances in total values

(in thousands of dollars)	Number of Recipients (unduplicated)	Tuition Waived		Fees Waived	
		Number of Recipients (unduplicated)	Value of Waivers	Number of Recipients (unduplicated)	Value of Waivers
MANDATORY WAIVER CATEGORY					
PROGRAM:					
Teacher Special Education	-	-	-	-	-
General Assembly	-	-	-	-	-
ROTC	-	-	-	-	-
DCFS	12	12	86.8	-	-
Children of Employees	41	41	176.0	-	-
Senior Citizens	3	3	8.6	-	-
Honorary Scholarships	64	64	531.0	-	-
Veterans Grants & Scholarships*	231	231	1,077.7	191	128.0
Other (please specify)**	-	-	-	-	-
Unduplicated Mandatory Waiver Count Total	*** 351	351	1,880.0	197	128.0

DISCRETIONARY WAIVERS CATEGORY

PROGRAM:					
Faculty/Administrators	89	100	395.0	89	70.4
Civil Service	151	147	549.3	151	97.0
Academic/Other Talent	15	15	98.2	-	-
Athletic	36	36	177.6	-	-
Gender Equity in Intercollegiate Athletics	18	18	100.0	-	-
Foreign Exchange Students	17	15	127.1	17	21.2
Out-of-State Students	-	-	-	-	-
Foreign Students	-	-	-	-	-
Student Need-Financial Aid	58	58	91.5	-	-
Student Need-Special Programs	-	-	-	-	-
Cooperating Professionals	1	4	1.5	1	0.2
Research Assistants	2	4	6.9	2	0.9
Teaching Assistants	6	7	49.4	6	4.1
Other Assistants	186	175	1,211.4	52	43.0
Student Employment	-	-	-	-	-
Interinstitutional/Related Agencies	41	39	158.6	-	-
Retired University Employees	1	1	3.4	1	0.3
Children of Deceased Employees	-	-	-	-	-
Contract/Training Grants	-	-	-	-	-
All Other (please specify)**	4	4	2.9	4	2.6
Dual Credit Waiver	4	4	2.9	4	2.6
Unduplicated Discretionary Waiver Count Total	*** 618	607	2,972.9	344	239.7

Unduplicated Summary Tuition and/or Fees	Number of Recipients	Total Value of Waivers
Mandatory Waiver Category Total***	351	0 \$ 2,008.0
Discretionary Waiver Category Total***	618	0 \$ 3,212.5
Total Count of Waivers****	966	0 \$ 5,220.5

* Illinois Veterans Grants (ISAC), Illinois National Guard Grants (ISAC), and POW/MIA Scholarships (Department of Veterans Affairs). Included are only the waived (unfunded) portion of these grants.

** Other waiver categories must be approved by the Board of Higher Education prior to reporting.

*** Each recipient is counted only once in the unduplicated count even if they benefited from multiple waivers during the academic year. For instance, a recipient of an athletic waiver in the first semester might receive a waiver in the second semester as a Research Assistant. They count in two programs but only once in the total unduplicated count.

**** Each recipient is counted only once in the Total Count of Waivers even if they benefited from a mandatory and a discretionary waiver. For instance a recipient of a Child of Employees waiver in the first semester might receive a waiver in the second semester as a Teaching Assistant. They count once in the mandatory and discretionary total but only once in the unduplicated total count of waivers.

TABLE A-11.2
FISCAL YEAR 2020
UNDERGRADUATE TUITION AND FEE WAIVERS

University of Illinois at Springfield

Note: Recipients are represented once for each waiver program
Rounding may cause some small variances in total values

(in thousands of dollars)	Number of Recipients (unduplicated)	Tuition Waived		Fees Waived	
		Number of Recipients (unduplicated)	Value of Waivers	Number of Recipients (unduplicated)	Value of Waivers
MANDATORY WAIVER CATEGORY					
PROGRAM:					
Teacher Special Education					
General Assembly					
ROTC					
DCFS	12	12	86.8		
Children of Employees	41	41	176.0		
Senior Citizens					
Honorary Scholarships	54	54	469.9		
Veterans Grants & Scholarships*	144	144	702.5	115	84.7
Other (please specify) **					
Unduplicated Mandatory Waiver Count Total	*** 251	251	1,435.2	115	84.7

DISCRETIONARY WAIVERS CATEGORY

PROGRAM:					
Faculty/Administrators	3	3	16.7	3	4.7
Civil Service	56	56	200.9	56	42.0
Academic/Other Talent	15	15	98.2		
Athletic	36	36	177.6		
Gender Equity in Intercollegiate Athletics	18	18	100.0		
Foreign Exchange Students	15	15	97.1	15	16.2
Out-of-State Students					
Foreign Students					
Student Need-Financial Aid	58	58	91.5		
Student Need-Special Programs					
Cooperating Professionals					
Research Assistants					
Teaching Assistants					
Other Assistants					
Student Employment					
Interinstitutional/Related Agencies	12	12	43.6		
Retired University Employees					
Children of Deceased Employees					
Contract/Training Grants					
All Other (please specify)**	4	4	2.9	4	2.6
Dual Credit Waiver	4	4	2.9	4	2.6
Unduplicated Discretionary Waiver Count Total	*** 215	215	828.4	104	65.4

Unduplicated Summary Tuition and/or Fees	Number of Recipients	Total Value of Waivers
Mandatory Waiver Category Total***	251	\$ 1,519.9
Discretionary Waiver Category Total***	215	\$ 893.9
Total Count of Waivers****	465	\$ 2,413.7

* Illinois Veterans Grants (ISAC), Illinois National Guard Grants (ISAC), and POW/MIA Scholarships (Department of Veterans Affairs). Included are only the waived (unfunded) portion of these grants.

** Other waiver categories must be approved by the Board of Higher Education prior to reporting.

*** Each recipient is counted only once in the unduplicated count even if they benefited from multiple waivers during the academic year. For instance a recipient of an athletic waiver in the first semester might receive a waiver in the second semester as a Research Assistant. They count in two programs but only once in the total unduplicated count.

**** Each recipient is counted only once in the Total Count of Waivers even if they benefited from a mandatory and a discretionary waiver. For instance a recipient of a Child of Employees waiver in the first semester might receive a waiver in the second semester as a Teaching

TABLE A-11.3
FISCAL YEAR 2020
GRADUATE TUITION AND FEE WAIVERS

University of Illinois at Springfield

Note: Recipients are represented once for each waiver program
Rounding may cause some small variances in total values

(in thousands of dollars)	Number of Recipients (unduplicated)	Tuition Waived		Fees Waived	
		Number of Recipients (unduplicated)	Value of Waivers	Number of Recipients (unduplicated)	Value of Waivers
MANDATORY WAIVER CATEGORY					
PROGRAM:					
Teacher Special Education					
General Assembly					
ROTC					
DCFS					
Children of Employees					
Senior Citizens	3	3	8.6		
Honorary Scholarships	10	10	61.0		
Veterans Grants & Scholarships*	87	87	375.2	76	43.3
Other (please specify)**					
Unduplicated Mandatory Waiver Count Total	*** 100	100	444.8	82	43.3

DISCRETIONARY WAIVERS CATEGORY

PROGRAM:					
Faculty/Administrators	86	97	378.3	86	65.7
Civil Service	95	91	348.4	95	55.0
Academic/Other Talent					
Athletic					
Gender Equity in Intercollegiate Athletics					
Foreign Exchange Students	2		30.1	2	5.1
Out-of-State Students					
Foreign Students					
Student Need-Financial Aid					
Student Need-Special Programs					
Cooperating Professionals	1	4	1.5	1	0.2
Research Assistants	2	4	6.9	2	0.9
Teaching Assistants	6	7	49.4	6	4.1
Other Assistants	186	175	1,211.4	52	43.0
Student Employment					
Interinstitutional/Related Agencies	29	27	115.0		
Retired University Employees	1	1	3.4	1	0.3
Children of Deceased Employees					
Contract/Training Grants					
All Other (please specify)**	-	-	-	-	-
Dual Credit Waiver					
Unduplicated Discretionary Waiver Count Total	*** 403	392	2,144.4	240	174.2

Unduplicated Summary Tuition and/or Fees	Number of Recipients	Total Value of Waivers
Mandatory Waiver Category Total***	100	\$ 488.1
Discretionary Waiver Category Total***	403	\$ 2,318.6
Total Count of Waivers****	501	\$ 2,806.8

* Illinois Veterans Grants (ISAC), Illinois National Guard Grants (ISAC), and POW/MIA Scholarships (Department of Veterans Affairs). Included are only the waived (unfunded) portion of these grants.

** Other waiver categories must be approved by the Board of Higher Education prior to reporting.

*** Each recipient is counted only once in the unduplicated count even if they benefited from multiple waivers during the academic year. For instance a recipient of an athletic waiver in the first semester might receive a waiver in the second semester as a Research Assistant. They count in two programs but only once in the total unduplicated count.

**** Each recipient is counted only once in the Total Count of Waivers even if they benefited from a mandatory and a discretionary waiver. For instance a recipient of a Child of Employees waiver in the first semester might receive a waiver in the second semester as a Teaching Assistant. They count once in the mandatory and discretionary total but only once in the unduplicated total count of waivers.

TABLE A-12.1
FISCAL YEAR 2020
TOTAL TUITION AND FEES WAIVERS

University of Illinois at Urbana-Champaign

Note: Recipients are represented once for each waiver program
Rounding may cause some small variances in total values

(in thousands of dollars)	Number of Recipients (unduplicated)	Tuition Waived		Fees Waived	
		Number of Recipients (unduplicated)	Value of Waivers	Number of Recipients (unduplicated)	Value of Waivers
MANDATORY WAIVER CATEGORY					
PROGRAM:					
Teacher Special Education	79	79	970.1	78	318.9
General Assembly	-	-	-	-	-
ROTC	129	129	1,350.8	3	1.5
DCFS	33	33	346.0	32	116.8
Children of Employees	679	679	4,704.5	-	-
Senior Citizens	1	1	14.7	-	-
Honorary Scholarships	309	309	4,108.7	-	-
Veterans Grants & Scholarships*	321	321	3,165.7	73	224.6
Other (please specify) **	4	4	10.4	-	-
DCFS - New	4	4	10.4	-	-
Unduplicated Mandatory Waiver Count Total	*** 1,550	1,550	14,670.9	195	661.8

DISCRETIONARY WAIVERS CATEGORY

PROGRAM:					
Faculty/Administrators	390	390	2,860.9	-	-
Civil Service	167	167	828.4	-	-
Academic/Other Talent	1,683	1,532	7,909.4	501	383.8
Athletic	-	-	-	-	-
Gender Equity in Intercollegiate Athletics	-	-	-	-	-
Foreign Exchange Students	574	574	10,889.1	565	765.2
Out-of-State Students	-	-	-	-	-
Foreign Students	11	11	95.0	-	-
Student Need-Financial Aid	1,518	1,518	6,722.8	-	-
Student Need-Special Programs	-	-	-	-	-
Cooperating Professionals	178	178	1,093.8	-	-
Research Assistants	3,575	3,573	81,664.0	2,965	3,628.0
Teaching Assistants	2,731	2,729	56,771.7	2,697	3,304.8
Other Assistants	1,427	1,315	17,105.5	1,011	1,074.4
Student Employment	-	-	-	-	-
Interinstitutional/Related Agencies	57	57	563.7	-	-
Retired University Employees	9	9	64.4	9	4.4
Children of Deceased Employees	-	-	-	-	-
Contract/Training Grants	58	58	1,464.4	52	20.1
All Other (please specify)**	2,232	2,157	32,638.9	1,051	1,355.5
Fellowships/Trainee	2,232	2,157	32,638.9	1,051	1,355.5
Unduplicated Discretionary Waiver Count Total	*** 11,281	11,255	220,671.8	7,582	10,536.2

Unduplicated Summary Tuition and/or Fees	Number of Recipients	Total Value of Waivers
Mandatory Waiver Category Total***	1,550	0 \$ 15,332.7
Discretionary Waiver Category Total***	11,281	0 \$ 231,208.0
Total Count of Waivers***	12,762	0 \$ 246,540.6

* Illinois Veterans Grants (ISAC), Illinois National Guard Grants (ISAC), and POW/MIA Scholarships (Department of Veterans Affairs). Included are only the waived (unfunded) portion of these grants.

** Other waiver categories must be approved by the Board of Higher Education prior to reporting.

*** Each recipient is counted only once in the unduplicated count even if they benefited from multiple waivers during the academic year. For instance, a recipient of an athletic waiver in the first semester might receive a waiver in the second semester as a Research Assistant. They count in two programs but only once in the total unduplicated count.

**** Each recipient is counted only once in the Total Count of Waivers even if they benefited from a mandatory and a discretionary waiver. For instance, a recipient of a Child of Employees waiver in the first semester might receive a waiver in the second semester as a Teaching Assistant. They count once in the mandatory and discretionary total but only once in the unduplicated total count of waivers.

TABLE A-12.2
FISCAL YEAR 2020
UNDERGRADUATE TUITION AND FEE WAIVERS

University of Illinois at Urbana-Champaign

Note: Recipients are represented once for each waiver program
Rounding may cause some small variances in total values

(in thousands of dollars)	Number of Recipients (unduplicated)	Tuition Waived		Fees Waived	
		Number of Recipients (unduplicated)	Value of Waivers	Number of Recipients (unduplicated)	Value of Waivers
<u>MANDATORY WAIVER CATEGORY</u>					
PROGRAM:					
Teacher Special Education	74	74	897.4	74	298.0
General Assembly					
ROTC	129	129	1,350.8	3	1.5
DCFS	30	30	328.7	30	115.0
Children of Employees	679	679	4,704.5		
Senior Citizens					
Honorary Scholarships	274	274	3,719.1		
Veterans Grants & Scholarships*	142	142	1,629.0	44	143.0
Other (please specify)**	4	4	10.4	-	-
DCFS	4	4	10.4		
Unduplicated Mandatory Waiver Count Total	*** 1,328	1,328	12,639.9	160	557.6

DISCRETIONARY WAIVERS CATEGORY

PROGRAM:					
Faculty/Administrators	4	4	26.2		
Civil Service	40	40	134.3		
Academic/Other Talent	1,323	1,321	6,153.4	243	181.1
Athletic					
Gender Equity in Intercollegiate Athletics					
Foreign Exchange Students	531	531	10,048.3	531	722.1
Out-of-State Students					
Foreign Students	11	11	95.0		
Student Need-Financial Aid	1,518	1,518	6,722.8		
Student Need-Special Programs					
Cooperating Professionals					
Research Assistants					
Teaching Assistants					
Other Assistants					
Student Employment					
Interinstitutional/Related Agencies	3	3	14.2		
Retired University Employees	4	4	11.1	4	1.8
Children of Deceased Employees					
Contract/Training Grants					
All Other (please specify)**	19	-	-	19	4.5
COVID-19 Health Services Fee Waiver	19			19	4.5
Unduplicated Discretionary Waiver Count Total	*** 3,426	3,406	23,205.3	797	909.4

Unduplicated Summary Tuition and/or Fees	Number of Recipients	Total Value of Waivers
Mandatory Waiver Category Total***	1,328	\$ 13,197.5
Discretionary Waiver Category Total***	3,426	\$ 24,114.7
Total Count of Waivers****	4,688	\$ 37,312.2

* Illinois Veterans Grants (ISAC), Illinois National Guard Grants (ISAC), and POW/MIA Scholarships (Department of Veterans Affairs). Included are only the waived (unfunded) portion of these grants.

** Other waiver categories must be approved by the Board of Higher Education prior to reporting.

*** Each recipient is counted only once in the unduplicated count even if they benefited from multiple waivers during the academic year.

For instance a recipient of an athletic waiver in the first semester might receive a waiver in the second semester as a Research Assistant. They count in two programs but only once in the total unduplicated count.

**** Each recipient is counted only once in the Total Count of Waivers even if they benefited from a mandatory and a discretionary waiver.

For instance a recipient of a Child of Employees waiver in the first semester might receive a waiver in the second semester as a Teaching

TABLE A-12.3
FISCAL YEAR 2020
GRADUATE TUITION AND FEE WAIVERS

University of Illinois at Urbana-Champaign

Note: Recipients are represented once for each waiver program
Rounding may cause some small variances in total values

(in thousands of dollars)	Number of Recipients (unduplicated)	Tuition Waived		Fees Waived	
		Number of Recipients (unduplicated)	Value of Waivers	Number of Recipients (unduplicated)	Value of Waivers
MANDATORY WAIVER CATEGORY					
PROGRAM:					
Teacher Special Education	5	5	72.7	4	20.8
General Assembly					
ROTC					
DCFS	3	3	17.3	2	1.8
Children of Employees					
Senior Citizens	1	1	14.7		
Honorary Scholarships	35	35	389.6		
Veterans Grants & Scholarships*	179	179	1,536.7	29	81.6
Other (please specify) **	-	-	-	-	-
DCFS					
Unduplicated Mandatory Waiver Count Total	*** 222	222	2,031.0	35	104.2

DISCRETIONARY WAIVERS CATEGORY

PROGRAM:					
Faculty/Administrators	386	386	2,834.7		
Civil Service	127	127	694.0		
Academic/Other Talent	360	211	1,755.9	258	202.8
Athletic					
Gender Equity in Intercollegiate Athletics					
Foreign Exchange Students	43	43	840.8	34	43.1
Out-of-State Students					
Foreign Students					
Student Need-Financial Aid					
Student Need-Special Programs					
Cooperating Professionals	178	178	1,093.8		
Research Assistants	3,575	3,573	81,664.0	2,965	3,628.0
Teaching Assistants	2,731	2,729	56,771.7	2,697	3,304.8
Other Assistants	1,427	1,315	17,105.5	1,011	1,074.4
Student Employment					
Interinstitutional/Related Agencies	54	54	549.4		
Retired University Employees	5	5	53.4	5	2.7
Children of Deceased Employees					
Contract/Training Grants	58	58	1,464.4	52	20.1
All Other (please specify)**	2,213	2,157	32,638.9	1,032	1,350.9
Fellowships/Trainee	2,213	2,157	32,638.9	1,032	1,350.9
Unduplicated Discretionary Waiver Count Total	*** 7,855	7,849	197,466.5	6,785	9,626.8

Unduplicated Summary Tuition and/or Fees	Number of Recipients	Total Value of Waivers
Mandatory Waiver Category Total***	222	\$ 2,135.2
Discretionary Waiver Category Total***	7,855	\$ 207,093.2
Total Count of Waivers***	8,074	\$ 209,228.5

* Illinois Veterans Grants (ISAC), Illinois National Guard Grants (ISAC), and POW/MIA Scholarships (Department of Veterans Affairs). Included are only the waived (unfunded) portion of these grants.

** Other waiver categories must be approved by the Board of Higher Education prior to reporting.

*** Each recipient is counted only once in the unduplicated count even if they benefited from multiple waivers during the academic year.

For instance a recipient of an athletic waiver in the first semester might receive a waiver in the second semester as a Research Assistant.

They count in two programs but only once in the total unduplicated count.

**** Each recipient is counted only once in the Total Count of Waivers even if they benefited from a mandatory and a discretionary waiver.

For instance a recipient of a Child of Employees waiver in the first semester might receive a waiver in the second semester as a Teaching Assistant. They count once in the mandatory and discretionary total but only once in the unduplicated total count of waivers.

TABLE A-13.1
FISCAL YEAR 2020
TOTAL TUITION AND FEE WAIVERS

WESTERN ILLINOIS UNIVERSITY

Note: Recipients are represented once for each waiver program
Rounding may cause some small variances in total values

(in thousands of dollars)	Number of Recipients (unduplicated)	Tuition Waived		Fees Waived	
		Number of Recipients (unduplicated)	Value of Waivers	Number of Recipients (unduplicated)	Value of Waivers
MANDATORY WAIVER CATEGORY					
PROGRAM:					
Teacher Special Education	20	20	158.1	31	51.9
General Assembly	-	-	-	-	-
ROTC	43	43	299.6	43	21.6
DCFS	19	29	65.0	13	4.0
Children of Employees	105	106	386.6	-	-
Senior Citizens	1	1	3.7	2	0.7
Honorary Scholarships	-	-	-	-	-
Veterans Grants & Scholarships*	336	364	1,831.9	-	-
Other (please specify)**	-	-	-	-	-
Unduplicated Mandatory Waiver Count Total	*** 526	565	2,744.9	89	78.2

DISCRETIONARY WAIVERS CATEGORY

PROGRAM:					
Faculty/Administrators	29	31	131.0	32	11.2
Civil Service	92	105	195.1	106	33.1
Academic/Other Talent	172	251	270.0	-	-
Athletic	168	233	994.8	-	-
Gender Equity in Intercollegiate Athletics	110	129	766.2	-	-
Foreign Exchange Students	3	4	7.5	-	-
Out-of-State Students	-	-	-	-	-
Foreign Students	-	-	-	-	-
Student Need-Financial Aid	-	-	-	-	-
Student Need-Special Programs	-	-	-	-	-
Cooperating Professionals	77	77	121.9	58	11.6
Research Assistants	44	45	237.7	-	-
Teaching Assistants	237	267	1,747.1	-	-
Other Assistants	209	213	1,562.3	-	-
Student Employment	-	-	-	-	-
Interinstitutional/Related Agencies	-	-	-	-	-
Retired University Employees	22	22	32.1	39	10.0
Children of Deceased Employees	1	1	8.8	1	2.8
Contract/Training Grants	-	-	-	-	-
All Other (please specify)**	2	2	7.7	-	-
Children of Retired Employees	2	2	7.7	-	-
Unduplicated Discretionary Waiver Count Total	*** 1,164	1,245	6,082.2	236	68.7

Unduplicated Summary Tuition and/or Fees	Number of Recipients	Total Value of Waivers
Mandatory Waiver Category Total***	526	0 \$ 2,823.1
Discretionary Waiver Category Total***	1,164	0 \$ 6,150.9
Total Count of Waivers****	1,690	0 \$ 8,974.0

* Illinois Veterans Grants (ISAC), Illinois National Guard Grants (ISAC), and POW/MIA Scholarships (Department of Veterans Affairs). Included are only the waived (unfunded) portion of these grants.

** Other waiver categories must be approved by the Board of Higher Education prior to reporting.

*** Each recipient is counted only once in the unduplicated count even if they benefited from multiple waivers during the academic year. For instance, a recipient of an athletic waiver in the first semester might receive a waiver in the second semester as a Research Assistant. They count in two programs but only once in the total unduplicated count.

**** Each recipient is counted only once in the Total Count of Waivers even if they benefited from a mandatory and a discretionary waiver. For instance a recipient of a Child of Employees waiver in the first semester might receive a waiver in the second semester as a Teaching Assistant. They count once in the mandatory and discretionary total but only once in the unduplicated total count of waivers.

TABLE A-13.2
FISCAL YEAR 2020
UNDERGRADUATE TUITION AND FEE WAIVERS

WESTERN ILLINOIS UNIVERSITY

Note: Recipients are represented once for each waiver program
Rounding may cause some small variances in total values

(in thousands of dollars)	Number of Recipients (unduplicated)	Tuition Waived		Fees Waived	
		Number of Recipients (unduplicated)	Value of Waivers	Number of Recipients (unduplicated)	Value of Waivers
MANDATORY WAIVER CATEGORY					
PROGRAM:					
Teacher Special Education	17	17	136.0	27	45.1
General Assembly					
ROTC	42	42	295.5	42	21.4
DCFS	19	29	65.0	13	4.0
Children of Employees	105	106	386.6		
Senior Citizens	1	1	3.7	2	0.7
Honorary Scholarships					
Veterans Grants & Scholarships*	297	322	1,721.3		
Other (please specify) **					
Unduplicated Mandatory Waiver Count Total	*** 483	519	2,608.1	84	71.2

DISCRETIONARY WAIVERS CATEGORY

PROGRAM:					
Faculty/Administrators	3	5	10.0	4	2.3
Civil Service	34	47	73.5	44	13.9
Academic/Other Talent	162	241	258.1		
Athletic	165	230	994.8		
Gender Equity in Intercollegiate Athletics	110	129	766.2		
Foreign Exchange Students		1			
Out-of-State Students					
Foreign Students					
Student Need-Financial Aid					
Student Need-Special Programs					
Cooperating Professionals					
Research Assistants					
Teaching Assistants					
Other Assistants					
Student Employment					
Interinstitutional/Related Agencies					
Retired University Employees	1	1	1.0	1	0.3
Children of Deceased Employees	1	1	8.8	1	2.8
Contract/Training Grants					
All Other (please specify)**	2	2	7.7	-	-
Children of Retired Employees	2	2	7.7		
Unduplicated Discretionary Waiver Count Total	*** 476	522	2,120.1	50	19.3

Unduplicated Summary Tuition and/or Fees	Number of Recipients	Total Value of Waivers
Mandatory Waiver Category Total***	483	\$ 2,679.3
Discretionary Waiver Category Total***	476	\$ 2,139.4
Total Count of Waivers****	959	\$ 4,818.7

* Illinois Veterans Grants (ISAC), Illinois National Guard Grants (ISAC), and POW/MIA Scholarships (Department of Veterans Affairs). Included are only the waived (unfunded) portion of these grants.

** Other waiver categories must be approved by the Board of Higher Education prior to reporting.

*** Each recipient is counted only once in the unduplicated count even if they benefited from multiple waivers during the academic year. For instance a recipient of an athletic waiver in the first semester might receive a waiver in the second semester as a Research Assistant. They count in two programs but only once in the total unduplicated count.

**** Each recipient is counted only once in the Total Count of Waivers even if they benefited from a mandatory and a discretionary waiver. For instance a recipient of a Child of Employees waiver in the first semester might receive a waiver in the second semester as a Teaching

TABLE A-13.3
FISCAL YEAR 2020
GRADUATE TUITION AND FEE WAIVERS

WESTERN ILLINOIS UNIVERSITY

Note: Recipients are represented once for each waiver program
Rounding may cause some small variances in total values

(in thousands of dollars)	Number of Recipients (unduplicated)	Tuition Waived		Fees Waived	
		Number of Recipients (unduplicated)	Value of Waivers	Number of Recipients (unduplicated)	Value of Waivers
MANDATORY WAIVER CATEGORY					
PROGRAM:					
Teacher Special Education General Assembly	3	3	22.1	4	6.8
ROTC	1	1	4.1	1	0.2
DCFS					
Children of Employees					
Senior Citizens					
Honorary Scholarships					
Veterans Grants & Scholarships*	39	42	110.6		
Other (please specify)**					
Unduplicated Mandatory Waiver Count Total	43	46	136.8	5	7.0

DISCRETIONARY WAIVERS CATEGORY

PROGRAM:					
Faculty/Administrators	26	26	121.0	28	8.9
Civil Service	58	58	121.6	62	19.2
Academic/Other Talent	10	10	11.9		
Athletic	3	3			
Gender Equity in Intercollegiate Athletics					
Foreign Exchange Students	3	3	7.5		
Out-of-State Students					
Foreign Students					
Student Need-Financial Aid					
Student Need-Special Programs					
Cooperating Professionals	77	77	121.9	58	11.6
Research Assistants	44	45	237.7		
Teaching Assistants	237	267	1,747.1		
Other Assistants	209	213	1,562.3		
Student Employment					
Interinstitutional/Related Agencies					
Retired University Employees	21	21	31.1	38	9.7
Children of Deceased Employees					
Contract/Training Grants					
All Other (please specify)**	-	-	-	-	-
Children of Retired Employees					
Unduplicated Discretionary Waiver Count Total	688	723	3,962.1	186	49.4

Unduplicated Summary Tuition and/or Fees	Number of Recipients	Total Value of Waivers
Mandatory Waiver Category Total***	43	\$ 143.8
Discretionary Waiver Category Total***	688	\$ 4,011.5
Total Count of Waivers****	731	\$ 4,155.3

* Illinois Veterans Grants (ISAC), Illinois National Guard Grants (ISAC), and POW/MIA Scholarships (Department of Veterans Affairs). Included are only the waived (unfunded) portion of these grants.

** Other waiver categories must be approved by the Board of Higher Education prior to reporting.

*** Each recipient is counted only once in the unduplicated count even if they benefited from multiple waivers during the academic year.

For instance a recipient of an athletic waiver in the first semester might receive a waiver in the second semester as a Research Assistant. They count in two programs but only once in the total unduplicated count.

**** Each recipient is counted only once in the Total Count of Waivers even if they benefited from a mandatory and a discretionary waiver.

For instance a recipient of a Child of Employees waiver in the first semester might receive a waiver in the second semester as a Teaching Assistant. They count once in the mandatory and discretionary total but only once in the unduplicated total count of waivers.

APPENDIX B: STANDARD TUITION AND FEE WAIVER CHART OF ACCOUNTS

1.1 Mandatory Waivers: Tuition and fee waivers authorized by legislation that requires universities to grant to eligible students.

1.2 Teachers Scholarships: Special Education Grants (110 ILCS 947/65.15): Provides tuition and necessary fee awards to encourage current teachers and academically talented students to pursue careers in any area of special education as a public or private elementary or secondary school teacher in Illinois. Recipients are exempt from paying tuition and fees at an eligible institution for up to four years.

Purpose: To provide financial incentives to pursue special education teacher training.

Goals: To increase the number of certified special education teachers.

Eligibility and Criteria: Participants must be a United States citizen or an eligible non-citizen; an Illinois resident; agree to take courses to prepare for the teaching of handicapped children or children with learning disabilities; be an Illinois high school graduate and rank in the upper half of the graduating class, or hold a valid teaching certificate that is not in the discipline of special education; and not have received a waiver under this program in the past. Participants are required to contract with the Illinois State Scholarship Commission and teach special education for two years within the 5-year period following graduation.

1.3 General Assembly Scholarships (105 ILCS 5/30-9): Each member of the General Assembly may grant, annually, two four-year scholarships, one for the University of Illinois, and the other for any state-supported university, to persons from his/her district. The scholarships exempt the holder from paying tuition or fees, with the exception of fees for book rental, service, laboratory, supply, union building, hospital and medical insurance, and any fees pledged for the payment of interest and principal on bonds for the operation and maintenance of buildings.

Purpose: To extend opportunities for attending the University of Illinois or other state-supported universities.

Goals: To promote scholarship, and provide incentives for students living in a legislator's district.

Eligibility and Criteria: Students must live in the nominating legislator's district and are required to sign a waiver of confidentiality concerning scholarship information.

This program has been phased out and only remaining waivers for this program are those that were previously issued.

1.4 Reserve Officers' Training Corps (ROTC) Scholarships (105 ILCS 5/30-16): Scholarships are offered to residents of Illinois whose scholastic standing enables them to enroll in ROTC programs. The scholarships exempt the holder from paying tuition or fees, with the exception of fees for book rental, service, laboratory, supply, union building, hospital and medical insurance, and any fees pledged for the payment of interest and principal on bonds for the operation and maintenance of buildings.

Purpose: The General Assembly declared that it is essential for the national defense and for the defense of the state of Illinois that among those residents of this State receiving higher education, provisions should be made for Reserve Officer's Training Corps training. In order to provide officers for the several Armed Forces of the United States of America, scholarships should be furnished to eligible residents, in order to encourage their participation in the Reserve Officer's Training Corps programs.

Goals: To increase the participation of students in the Reserve Officer's Training Corps programs.

Eligibility and Criteria: Residents of the State of Illinois whose scholastic standing will enable them to enroll in the Reserve Officer's Training Corp programs available at universities supported by the state of Illinois. Applicants are required to take an examination each year according to rules prescribed by the presidents, or designees, of participating institutions. Scholarships are awarded on a merit basis to those eligible recipients receiving the highest grades with evidence of leadership ability. Applicants also must submit to

the institution Selective Service registration compliance documentation. Waivers shall be awarded at each university on the basis of the equivalent of 10 scholarships per class, per branch of service, each academic year to eligible recipients.

1.5 Department of Children and Family Services (DCFS) Scholarships and Fee Waiver (20 ILCS 505/8): DCFS annually selects 48 children, at least four of whom are children of veterans, for scholarship and fee waivers for four consecutive years at any university or college maintained by the state of Illinois. Selection is based on scholastic record, aptitude, and general interest in higher education.

Purpose: To give financial assistance for college expenses to selected children under the care of the Department.

Goals: To provide educational incentives to children under the care of the Department with an interest and aptitude for higher education.

Eligibility and Criteria: The Department may select 48 students under their care, at least four of whom must be children of veterans, on the basis of scholastic record, aptitude, and interest in higher education, and who have completed four years of high school.

1.6 Partial Tuition Waivers for Children of University Employees (110 ILCS 305/7f, 660/5-90, 665/10-91, 670/15-90, 675/20-91, 680/25-91, 685/30-90, and 690/35-90): Public university governing boards must offer fifty percent tuition waivers for undergraduate education to the children of employees who have been employed by the granting university and/or any public university in Illinois for an aggregate of at least seven years. Participants must be under the age of 25 and qualify for admission to the university.

Purpose: To grant partial tuition waivers to the children of employees to attend the university.

Goals: To provide financial incentives for the children of employees to attend the university and to provide an employee benefit for the faculty and staff of state supported universities. **Eligibility and Criteria:** The parent or guardian of the waiver recipient must have been employed by any public university for at least seven years. Children receiving the waivers must be undergraduates under age 25 at the commencement of the academic year the waiver takes effect, must qualify for admission, and can only receive a maximum of four years of partial tuition waiver benefits.

1.7 Senior Citizen Courses Act (110 ILCS 990): Permits senior citizens, over the age of 65, to enroll in regularly scheduled credit courses at public institutions of higher education without payment of tuition. Does not include payment of fees. Limited to persons whose annual income is less than the threshold amount in the Senior Citizens and Disabled Persons Property Tax Relief and Pharmaceutical Assistance Act.

Purpose: To provide tuition free credit courses for senior citizens that attend public institutions of higher education in Illinois.

Goals: To provide opportunities for financially disadvantaged senior citizens to enroll in courses in higher education.

Eligibility and Criteria: Must be age 65 or older with an annual household income below the threshold amount of the Senior Citizens and Disabled Persons Property Tax Relief and Pharmaceutical Assistance Act.

1.8 Honorary Scholarships (110 ILCS 305/9): Each county is entitled, annually, to one four-year honorary scholarship at the University of Illinois for children of persons who served in the armed forces of the United States during the periods of hostility specified in statute. Preference is given to children of such persons deceased or disabled. Does not include payment of fees.

Purpose: To provide four-year scholarships to the children of veterans of the armed forces who served during a period of hostility.

Goals: To provide an educational benefit for the children of veterans.

Eligibility and Criteria: Each Illinois county is entitled to award one scholarship to the University of Illinois. Preference is given to the children of deceased or disabled veterans. Recipients must have attained proficiency in the courses usually taught in secondary schools, be of good moral character, be older than 15 years of age, and qualify for admission to the university.

2.1 Discretionary Waivers: Tuition and fee waivers determined by legislation or university policy that may be awarded at the discretion of the institution.

2.2 Faculty/Staff Waivers: Tuition and fee waivers awarded to university faculty, staff, or other employees or their dependents. Includes tuition and fee waivers given to other university employees or agencies as a condition of employment or through reciprocal agreements.

Purpose: To provide educational benefits to the employees of the university, their dependents and employees of other institutions or agencies with reciprocal agreements.

Goals: To reward employee service, and increase employee retention through free or reduced-cost educational benefits.

Eligibility and Criteria: Must be a member of the university faculty or administrative staff or an employee covered by the State Universities Civil Service System.

2.2.1 Faculty/Administrators: Waivers granted to faculty and administrative staff of the university. Does not include civil service employees under the State Universities Civil Service System.

2.2.2 Civil Service Staff: University Employees: Tuition waivers recommended by the University Civil Service Merit Board and adopted by public university governing boards for tuition charges for their own university employees covered under the State Universities Civil Service System. These waivers are excluded from the Board of Higher Education's tuition waiver limitation.

2.2.3 Civil Service Staff: Interinstitutional/Related Agencies: Tuition waivers granted at the discretion of the University or through reciprocal agreements for employees of other institutions or agencies whose positions are considered equivalent to positions of the university and who are under the State Universities Civil Service System. These waivers are excluded from the Board of Higher Education's tuition waiver limitation.

2.2.4 Retired University Employees: Waivers granted at the discretion of the University to retired university employees.

2.2.5 Children of Deceased Employees: Waivers granted at the discretion of the University to dependents of deceased university employees.

2.3 Student Talent/Merit Waivers: Tuition and fee waivers awarded to students based on student talent in a particular field, academic merit, or special status such as minority students, foreign exchange students, out-of-state students, or academically disadvantaged students.

Purpose: To provide financial assistance to students with academic talent or special status. **Goals:** To attract academically talented students to the institution and to increase student diversity by encouraging students with special talents or standing to attend the institution. **Eligibility and Criteria:** Based on academic record, other academic talent, or special status.

2.3.1 Academic/Other Talent: Waivers granted to students based on their enrollment and abilities in a particular academic program or activity or students belonging to underrepresented groups. This includes waivers granted to student government leaders, student members of debate

teams, music or theater groups, or minority students.

2.3.2 Athletic Waivers: Waivers granted to students who are part of an institution's intercollegiate athletic program, including athletes, trainers, and assistants. This category would include full or partial waivers for the non-resident portion of tuition for out-of-state recipients, but does not include waivers issued to achieve gender equity in intercollegiate athletics pursuant to 110 ILCS 205/9.24.

2.3.3 Gender Equity in Intercollegiate Athletics (110 ILCS 205/9.24): Public university governing boards may grant tuition waivers, in an amount not to exceed one percent of all tuition income, for the purpose of attaining gender equity in intercollegiate athletics. Waivers may be granted only for those sports sanctioned by the National Collegiate Athletic Association or the National Association of Intercollegiate Athletics. These waivers are excluded from the Board of Higher Education's tuition waiver limitation.

2.3.4 Foreign Exchange Students: This category should only be used as part of an exchange program where students are enrolled in a foreign university and enroll in an Illinois university by paying tuition at the foreign university or paying the Illinois resident rate. In these cases, the difference between the foreign student tuition rate and the Illinois resident tuition rate should be included as a foreign exchange student waiver. In cases where a foreign student receives a waiver for the full tuition amount in exchange for providing a service to the university, such as a teaching or research assistant, the entire waiver should be reported as a student service waiver. Foreign exchange student waivers are excluded from the Board of Higher Education's tuition waiver limitation.

2.3.5 Out-of-State-Students: Waivers granted to students whose home of record is outside Illinois, but within the United States of America at the time of first admission to the university. This category includes both full tuition and fee waivers and waivers for the difference between residential tuition rates and non-residential rates. These waivers should be valued at the difference between the actual amount of tuition and fees paid by the student and the established out-of-state tuition and fee rate. Waivers to out-of-state students receiving full or partial waivers in other categories, for example athletic or talent waivers should not be reported here.

2.3.6 Foreign Students: Waivers granted to students whose official home of record for the purpose of determining tuition and fee charges is outside the United States of America. This category includes both full tuition and fee waivers and waivers for the difference between residential tuition rates and non-residential rates. These waivers should be valued at the difference between the actual amount of tuition and fees paid by the student and the established tuition and fee rate for foreign students. Waivers for foreign students receiving full or partial waivers in other categories, for example athletic or talent waivers should not be reported here.

2.3.7 Fellowships: Waivers granted to students who also are receiving a fellowship for which no service is required.

2.4 Student Need Waivers: Tuition and fee waivers granted to students demonstrating financial need.

Purpose: To provide financial assistance to students who demonstrate financial need or hardship.

Goals: To attract academically talented students to the institutions who otherwise would be prohibited from attending due to cost.

Eligibility and Criteria: Recipients must demonstrate financial need and/or be enrolled in special academic programs or other university activities.

2.4.1 Financial Aid Waivers: Tuition and Fee waivers awarded by the university through the financial aid office for students demonstrating financial need.

2.4.2 Special Program Waivers: Tuition and fee waivers awarded to economically disadvantaged students based on enrollment or participation in special academic programs or other university activities.

2.5 Student Service Waivers: Tuition and fee waivers granted to students to support the university mission, goals, and objectives through participation in outside contracts; graduate or undergraduate research, teaching, or other assignments; training or grant programs; external internship programs; clinical portions of degree programs conducted at other institutions; or other student experiences.

Purpose: To provide educational benefits and financial incentives to students.

Goals: To provide students with valuable educational experiences.

Eligibility and Criteria: Recipients must be enrolled in the university or under contract, and, for the educational experiences and benefits, agree to perform related services.

2.5.1 Cooperating Professionals: Waivers granted to outside professionals who cooperate with the university or supervise clinical experiences for university students. Includes local elementary and secondary school district personnel that work with student teachers, librarians, health care professionals, industrial relations field supervisors, and social welfare supervisors.

2.5.2 Research Assistants: Waivers granted to graduate or undergraduate students that have a research assignment with the university for an academic term, including waivers for summer sessions.

2.5.3 Teaching Assistants: Waivers granted to graduate or undergraduate students that have a teaching assignment with the university for an academic term, including waivers for summer sessions.

2.5.4 Other Assistants: Waivers granted to graduate or undergraduate students that have an assignment, other than research or teaching, with a university for an academic term, including waivers for summer sessions.

2.5.5 Contract/Training Grants: Tuition and fee waivers awarded to students as a condition for receiving funds for an outside grant program. Includes waivers for students participating in federally funded programs at the university or for tuition for required courses necessary for participation in outside internship programs. (No waiver should be recognized when student charges are paid from an outside funding source.)