



ILLINOIS BOARD OF
HIGHER EDUCATION

JB Pritzker
Governor

John Atkinson
Burr Ridge
Chair

Members
Jennifer Delaney
Champaign

Andrea Evans
Chicago

Jennifer Garrison
Vandalia

Veronica Gloria
Joliet

Veronica Herrero
Chicago

Pranav Kothari
Chicago

Kenneth Shaw
Chicago

Clarence Wyatt
Monmouth

Student Members

Isaiah Overton
Student Board Member

Emmanuel Segbedzi
Nontraditional Student
Board Member

Ex Officio Representatives

Lazaro Lopez
Illinois Community
College Board

Kevin Huber
Illinois Student
Assistance Commission

Executive Director
Ginger Ostro

IBHE.org Phone
217.782.2551
Fax 217.782.8548
TTY 888.261.2881

Printed on Recycled Paper

ILLINOIS BOARD OF HIGHER EDUCATION
1 NORTH OLD STATE CAPITOL PLAZA, SUITE 333
SPRINGFIELD, ILLINOIS 62701-1377

January 5, 2023

TO: Senate President Don Harmon
Senate Minority Leader Dan McConchie
Secretary of the Senate Timothy Anderson

Speaker of the House Emanuel "Chris" Welch
House Minority Leader Jim Durkin
Acting Clerk of the House John W. Hollman

FROM: Ginger Ostro, Executive Director

RE: Annual Tuition Waiver and Tuition Quartiles Report
(Public Act 92-0051 and Public Act 101-0093)

We are pleased to submit to you the combined annual report on public university tuition and fee waivers as specified in Public Act 92-0051 and percent of tuition paid quartiles, as specified in Public Act 101-0093.

Please contact Jerry Lazzara at (217) 866-1443 if you have any questions about this report.

Enclosure

Cc: Illinois State Library
Legislative Research Unit

FISCAL YEAR 2022 ANNUAL REPORT ON PUBLIC UNIVERSITY TUITION AND FEE WAIVERS AND TUITION QUARTILES



Illinois Board of Higher Education
January 2023

ILLINOIS BOARD OF HIGHER EDUCATION

Members

John Atkinson, Chair, Burr Ridge
Jennifer Delaney, Champaign
Andrea Evans, Chicago
Jennifer Garrison, Vandalia
Veronica Gloria, Joliet
Veronica Herrero, Chicago
Pranav Kothari, Chicago
Kenneth Shaw, Chicago
Clarence Wyatt, Monmouth
Isaiah Overton, Student Board Member
Emmanuel Segbedzi, Nontraditional Student Board Member
Lazaro Lopez, Ex Officio Representative, Illinois Community College Board
Kevin Huber, Ex Officio Representative, Illinois Student Assistance Commission

STAFF

Ginger Ostro, Executive Director
Jerry Lazzara, Author of Report

AGENCY

Illinois Board of Higher Education
1 N. Old State Capitol Plaza Suite 333
Springfield, Illinois 62701-1377
217.782.2551
TTY 888.261.2881
FAX 217.782.8548
www.ibhe.org

Printed by Authority of the State of Illinois 1/23 – 6c
Printed on Recycled Paper

FISCAL YEAR 2022 REPORT ON PUBLIC UNIVERSITY TUITION AND FEE WAIVERS AND TUITION QUARTILES

This report looks at affordability in two specific ways: the percentage of tuition and fees that students pay and students that receive waivers of tuition and fees. IBHE annually collects information from Illinois public universities on the amount and value of tuition waivers granted by student level, type of waiver (mandatory or discretionary), and specific waiver program.

Beginning in 2020, a new requirement was added that IBHE collect and include data on the percentage of out-of-pocket tuition and fees paid by students each year. Consistent with the Board's focus on equity, we have shown the impact on students by socio-economic status and race/ethnicity.

Tuition Paid by Quartiles

This section details the percent of tuition and fees paid by undergraduate students based on the following five ranges:

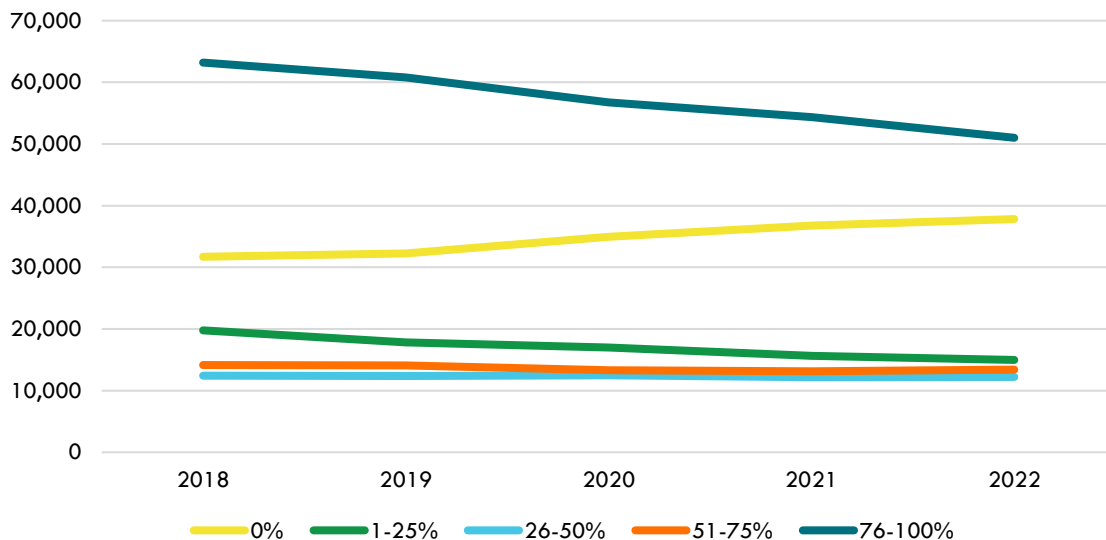
Percentage of Tuition and Fees Paid
0%
1% - 25%
26% - 50%
51% - 75%
76% - 100%

The tuition and fees reflect the amount the student paid (including from loans and work study) after all scholarships, grants, and other financial assistance have been applied to the students' tuition charge.

Findings

In Fiscal Year 2022, of the 129,381 undergraduate students reported, 39.4% (51,002) paid at least 76% of their tuition and fees, down from 44.8% in Fiscal Year 2018. In Fiscal Year 2022, 29.2% (37,817) of students paid zero, up from 22.5% in 2018. Figure 1 shows a year-over-year comparison of the number of students in each quartile range from Fiscal Year 2018 through 2022.

Figure 1: Undergraduate Headcount by Quartile Range



Residency. Over half of all in-state undergraduates paid less than 50% of their 2022 tuition and fees. In Fiscal Year 2022, 35.1% of in-state students paid at least 76% of their tuition and fees, while 32% paid zero.

Significantly, the percentage of residents who paid no tuition and fees increased from 24% in 2018 to 32% in 2022. Out-of-state students were more likely to pay a higher share of tuition and fees, with 67.9% of out-of-state students paying at least 76% of tuition and fees and only 11.3% paying zero in Fiscal Year 2022. Figures 2 and 3 display the differences in the percentages of students in each category for residents versus non-residents.

Figure 2: Resident Undergraduate Students Paying Tuition and Fees

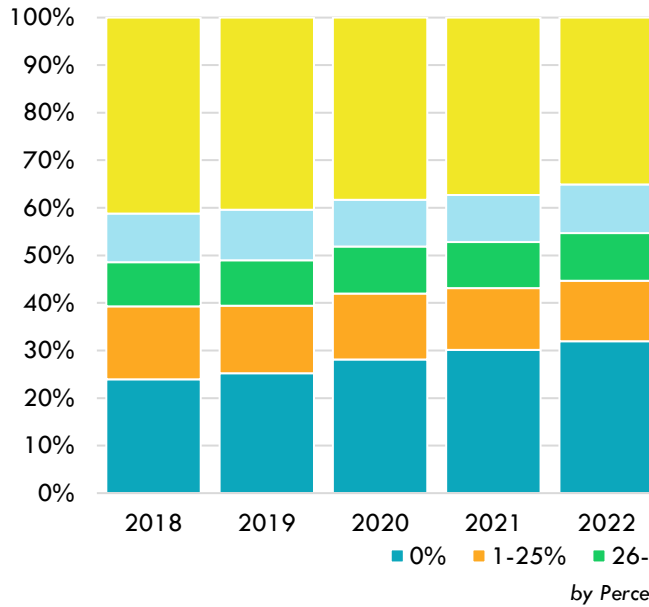
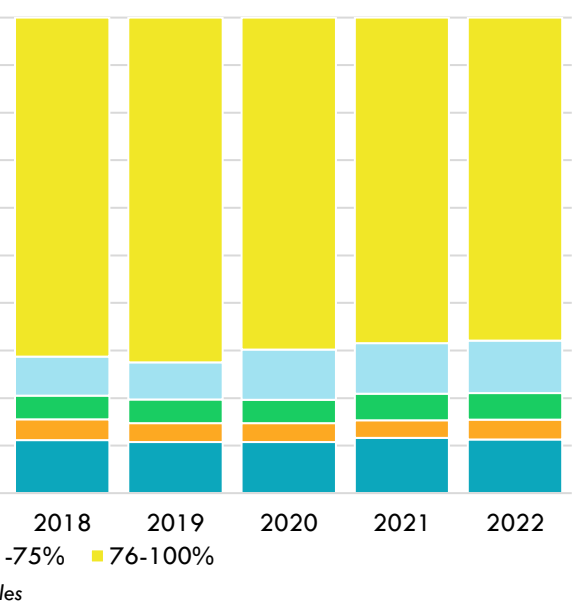
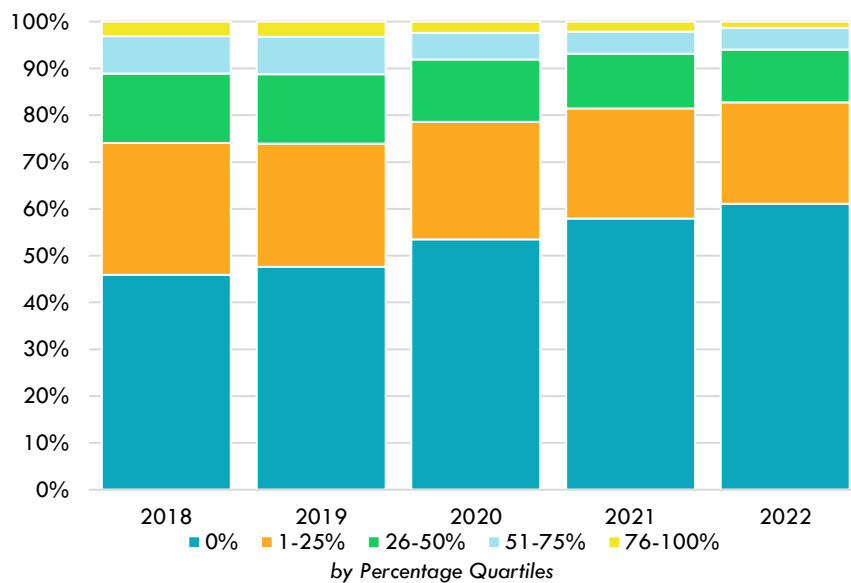


Figure 3: Non-Resident Undergraduate Students Paying Tuition and Fees



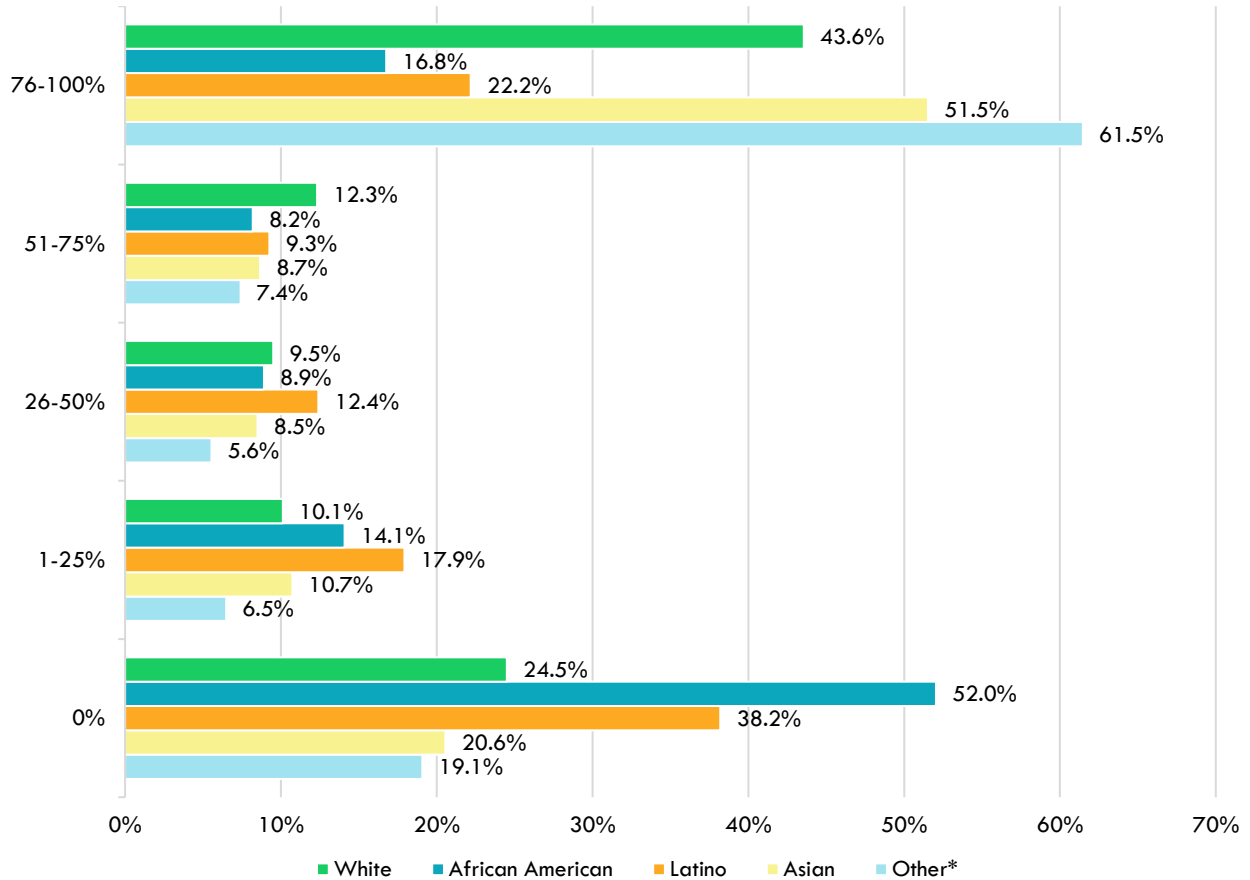
Socio-Economic Status. Students eligible for the Pell grant come from low-income households and therefore receive much-needed government assistance to help cover the cost of tuition and fees. In Fiscal Year 2022, over 61% of Pell eligible students paid nothing out of pocket for their tuition and fees. This number has been on a steady increase over the past 5 years. In Fiscal Year 2018, only about 46% of these students had their tuition and fee costs entirely covered by financial aid, scholarships, and grants. In 2018, only 3% of Pell-eligible students paid over 75% of their tuition and fees. This number has decreased every year to 1.3%. Figure 4 illustrates these trends over time and the data suggests that the cost to obtain a degree at an Illinois public university is becoming more affordable for low-income students with each passing year.

Figure 4: Pell Eligible Undergraduate Students Paying Tuition and Fees



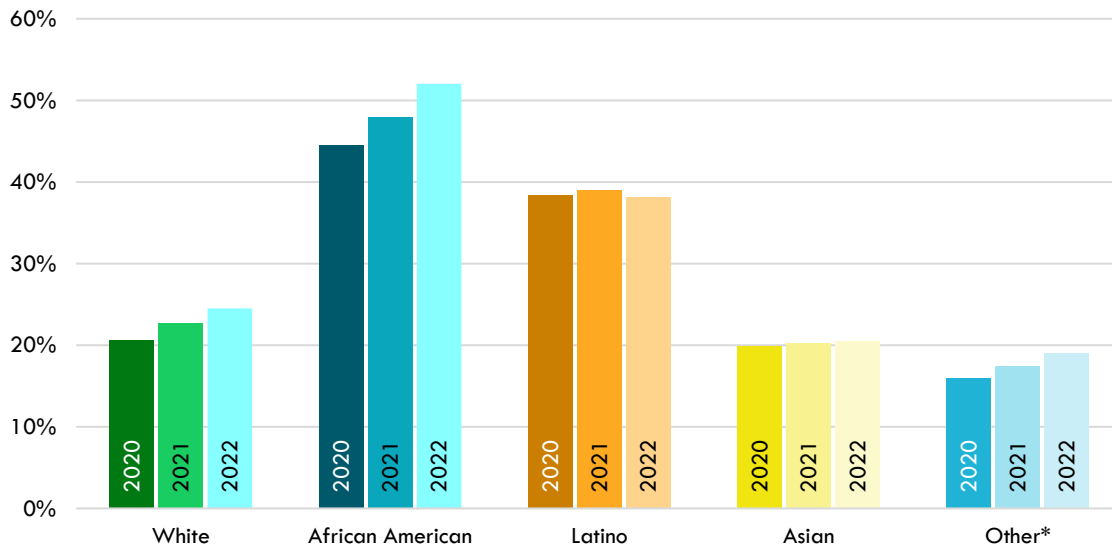
Race/Ethnicity. In Fiscal Year 2022, nearly half of White undergraduates and over half of Asian undergraduate students paid at least 76% of their tuition and fees. In contrast, 48% of African American and 39% of Latino students paid no tuition and fees, as seen in Figure 5. Shown in Figures 6 and 7, the percentage of students paying zero has increased for all demographics except for Latino which has stayed about the same. In addition, the percentage of students paying 76% or more of their tuition and fees has declined over the past three years for all demographics except for Asian who has increased slightly over that span.

Figure 5: 2022 Undergraduate Students Paying Tuition and Fees by Percentage Quartiles by Race



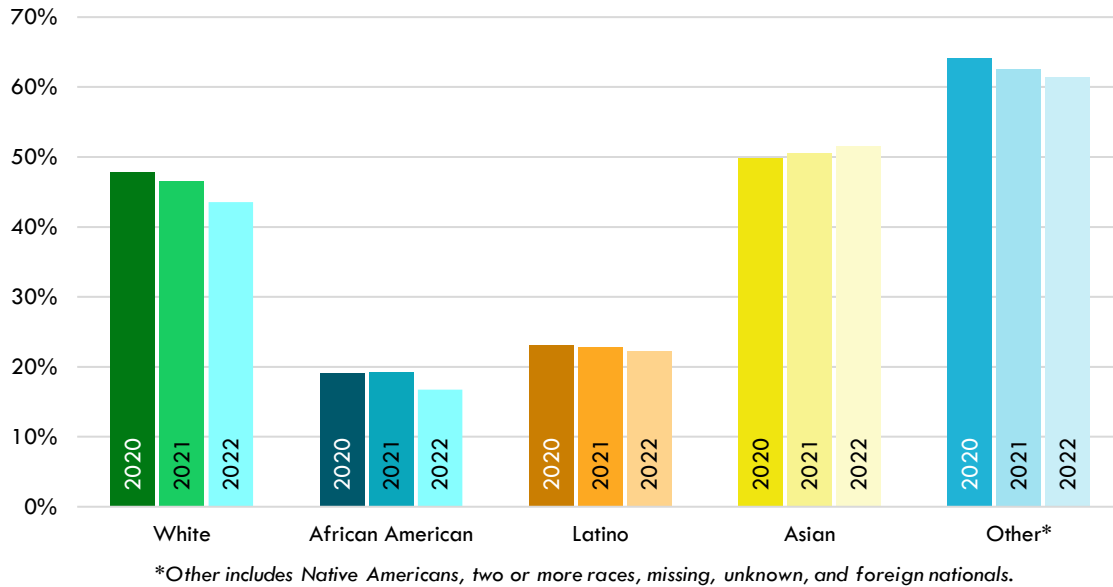
*Other includes Native Americans, two or more races, missing, unknown, and foreign nationals.

Figure 6: Undergraduate Students Paying Zero Percent of their Tuition and Fees by Percentage Quartiles by Race 2020 Through 2022



*Other includes Native Americans, two or more races, missing, unknown, and foreign nationals.

Figure 7: Undergraduate Students Paying Over 75 Percent of their Tuition and Fees by Percentage Quartiles by Race 2020 Through 2022



Tuition Waivers

Background on Waivers. Tuition and fee waivers are a type of institutional financial aid that exempts students from paying a portion or all tuition and fee charges. Tuition and fee waivers are typically awarded at the undergraduate level to students with special talents and/or financial needs. Graduate-level tuition and fee waivers are typically awarded to students serving as teaching or research assistants.

Waivers serve multiple purposes: they provide access to higher education programs, promote scholarships, provide a recruitment tool, provide employee benefits, and enhance the educational environment by promoting a diverse student body. Illinois public university waivers fall into one of two categories, mandatory or discretionary. Mandatory waivers are authorized and required by state statute. Discretionary waivers are determined at the institutional level and used by universities to provide access to higher education for students who possess specific academic or athletic talents and for special status students, such as out-of-state and foreign students.

The Standard Tuition and Fee Waiver Chart of Accounts, attached as Appendix C to this report, provides a complete description of each waiver category.

Summary Findings. In Fiscal Year 2022, public universities issued a total of 40,755 waivers at a value of \$487.9 million, up slightly from Fiscal Year 2021 at a total value of \$471.2 million. Graduate student waivers account for the majority of waivers granted at Illinois public universities, with most of these being graduate teaching/research assistants. Figure 8 provides the total number of recipients and dollar values of mandatory and discretionary waivers granted at both the undergraduate and graduate levels for Fiscal Year 2022 and Fiscal year 2021. Detailed data by institution for Fiscal Year 2021 are included in Appendix B.

Figure 8: Mandatory and Discretionary Tuition and Fee Waivers by Level of Study Fiscal Years 2021-2022

	Fiscal Year 2020			Fiscal Year 2021		
	Recipients**	\$ Value	% of Total	Recipients**	\$ Value	% of Total
Undergraduate	18,589	\$ 108,536	23.0%	18,435	\$ 113,370	23.2%
Mandatory	6,111	47,670	10.1%	6,065	47,686	9.8%
Discretionary	12,807	60,866	12.9%	12,370	65,684	13.5%
Graduate	22,159	\$ 362,671	77.0%	22,320	\$ 374,551	76.8%
Mandatory	1,088	9,211	2.0%	1,091	9,237	1.9%
Discretionary	21,088	353,460	75.0%	21,229	365,314	74.9%
Total	40,748	\$ 471,206	100.0%	40,755	\$ 487,921	100.0%
Mandatory	7,199	56,880	12.1%	7,156	56,923	11.7%
Discretionary	33,895	414,326	87.9%	33,599	430,998	88.3%

(Dollars in Thousands)

**This represents an unduplicated number of waiver recipients. Therefore, the sum of mandatory and discretionary waivers may not equal the total for each level of study if a recipient received both mandatory and discretionary waivers.

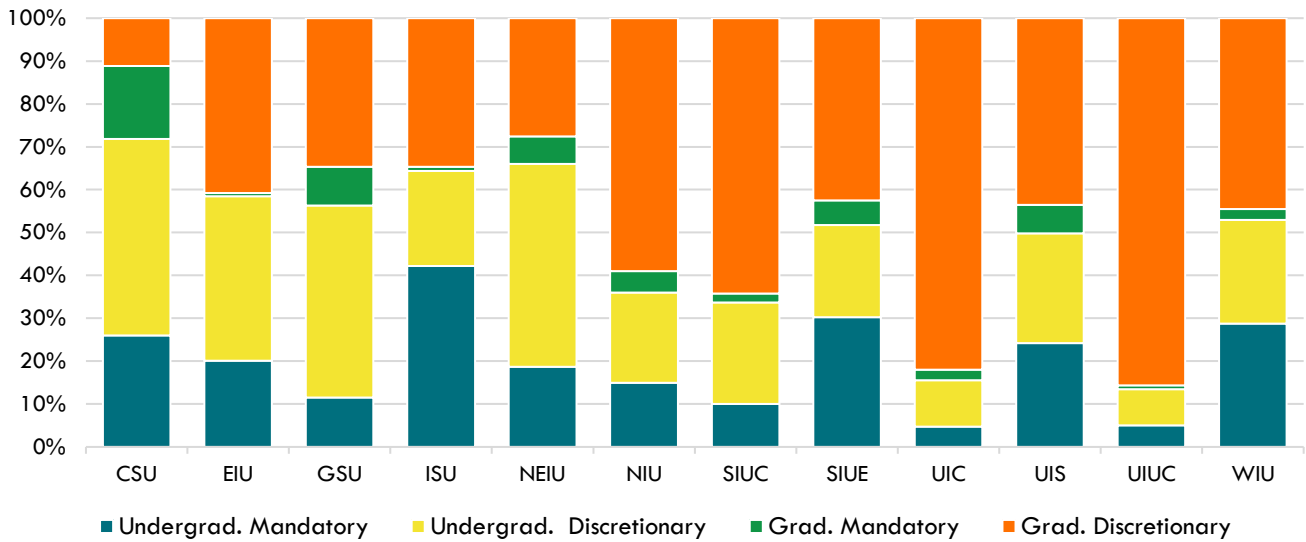
Undergraduate Waivers. The total value of undergraduate waivers increased by 4.5 percent, from \$108.5 million in Fiscal Year 2021 to \$113.4 million. Undergraduate waivers accounted for 23.2% of the total value of all public university tuition and fee waivers in Fiscal Year 2022. In Fiscal Year 2022, of the \$113.4 million in total undergraduate waivers, approximately \$47.7 million (42.1 percent) were mandatory and \$65.7 million (57.9 percent) were discretionary. The largest mandatory waiver program, Veteran Grants and Scholarships, totaled \$16.8 million, or 35.2% of the value of undergraduate mandatory waivers in Fiscal Year 2022. Of the \$65.7 million in discretionary waivers awarded in Fiscal Year 2022, \$32.9 million, or 50.1 percent, were awarded to students with athletic, academic, or other talents.

Graduate Waivers. Graduate students play an integral role in the educational missions of Illinois public universities, enriching the educational environment by serving as instructors and teaching assistants for undergraduate course sections and provide valuable research assistance. These waivers further enable Illinois public universities to remain competitive in attracting the best graduate students. Graduate waivers accounted for 76.8% of the value of all public university waivers in Fiscal Year 2022. Graduate assistant waivers, which consists primarily of waivers for graduate, teaching, and research assistantships, accounted for 75.2% of the value of all public university graduate tuition and fee waivers granted in Fiscal Year 2022.

Public universities awarded graduate waivers to 22,159 recipients totaling \$362.7 million in Fiscal Year 2021. Of the total, approximately 97.4 percent, or \$353.5 million, were for discretionary waivers, and of those, graduate assistant waivers totaled \$263.3 million. From Fiscal Year 2021 to Fiscal Year 2022, the value of graduate tuition and fee waivers increased, from \$362.4 million to \$362.7 million, which is an increase of about 0.1 percent.

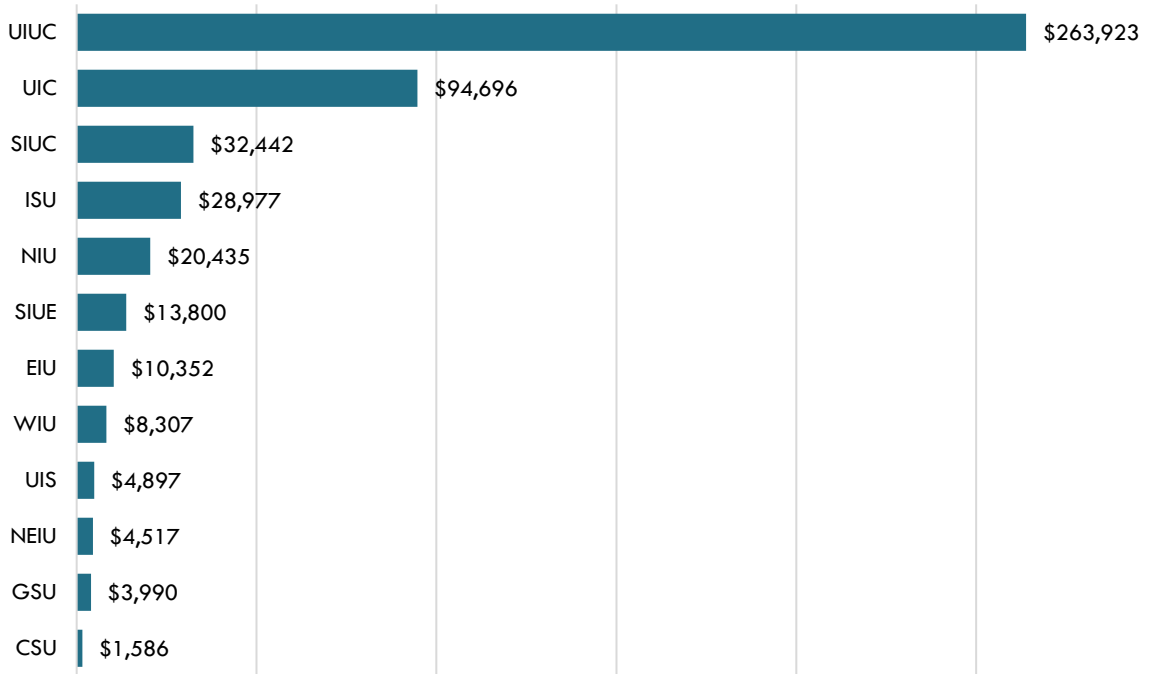
Waiver Distribution. Figure 9 displays the proportion of waiver dollars dedicated to each category. Graduate discretionary waivers accounted for more than 50% of the total at NIU and SIUC, and over 80% at UIC, and UIUC. The smallest category for every institution is graduate mandatory waivers, where it accounts for less than 10% at every university except for CSU, who has a larger proportional share due to their small amount of discretionary graduate assistant waivers compared to most universities. Mandatory undergraduate waivers make up less than 30% of the total, with the exception of ISU which is at about 42% and is largely driven by their special education teacher waivers, which make up 22% of their total waivers on their own.

Figure 9: Waiver Dollar Amount Distribution by University



Total waiver value from every university can be seen in Figure 10 below. Of the total \$487.9 million in waivers in Fiscal Year 2022, UIUC is responsible for over half with \$263.9 million. CSU is responsible for the least amount of waiver dollars with only about \$1.6 million.

Figure 10: 2022 Tuition Waiver Dollars by Public University



Military Personnel Waivers

The report includes the number of recipients and value for the unfunded or waived portion of the Illinois Veteran Grant, Illinois National Guard Grant, and MIA/POW Scholarship Program tuition and fee waivers that were not reimbursed to the institution by the State. In the past, the State reimbursed the institutions for most of the cost of this mandatory waiver. In total, Illinois public universities waived approximately \$23.66 million in tuition and fees during Fiscal Year 2022 for eligible military veterans that were not reimbursed by the state.

The following table illustrates the quantity of Veterans and National Guard scholarships on Illinois public colleges and universities. Waivers can be used for either undergraduate or graduate studies. Since 2021, military personnel waivers at community colleges have been fully covered by state appropriations. However, public universities still do not receive any funding to cover the costs of these grants, resulting in a reduction in the amount of tuition income revenues available to institutions.

Figure 11: Impact of Veterans & National Guard Scholarships on Public Universities Fiscal Year 2022

Public University	Veterans & National Guard Awards	Total Waiver \$
Chicago State University	51	\$293.4
Eastern Illinois University	151	\$776.1
Governors State University	125	\$650.0
Illinois State University	359	\$3,213.6
Northeastern Illinois University	97	\$525.5
Northern Illinois University	316	\$2,423.0
Southern Illinois University Carbondale	393	\$2,701.5
Southern Illinois University Edwardsville	436	\$3,144.2
University of Illinois Chicago	337	\$3,874.9
University of Illinois Springfield	186	\$875.7
University of Illinois Urbana Champaign	372	\$3,430.5
Western Illinois University	298	\$1,752.1
TOTAL	3,121	\$23,660.5

\$ in Thousands

Table A-1

Fiscal Years 2021 and 2022
All Public Universities
Undergraduate and Graduate Tuition and Fee Waivers

Note: Recipients are represented once for each waiver program
Rounding may cause some small variances in total values

(in thousands of dollars)

	FY21		FY22		FY21 - FY22	
	Number of	Value of	Number of	Value of	\$ Change	% Change
	Recipients*	Waivers	Recipients*	Waivers	Value of	Value of
	(unduplicated)		(unduplicated)		Waivers	Waivers
<u>MANDATORY WAIVER CATEGORY</u>						
<u>Unduplicated Mandatory Waiver Count & Total Value ***</u>	7,199	\$ 56,880.4	7,156	\$ 56,922.6	\$ 42.1	0.1 %
<u>PROGRAM</u>						
Teacher/Special Education	746	10,000.5	762	10,120.9	120.4	1.2
General Assembly	-	-	-	-	-	-
ROTC	486	4,259.3	473	4,276.9	17.6	0.4
DCFS	274	2,385.8	302	2,539.4	153.6	6.4
Children of Employees	2,036	10,816.3	2,025	10,779.0	(37.3)	(0.3)
Senior Citizens	57	245.4	60	280.5	35.2	14.3
Honorary Scholarships	399	5,211.5	381	5,044.5	(167.0)	(3.2)
Veterans Grants & Scholarships *	3,193	23,908.6	3,121	23,660.5	(248.1)	(1.0)
Other **	8	53.0	47	220.7	167.7	316.8
<u>DISCRETIONARY WAIVER CATEGORY</u>						
<u>Unduplicated Discretionary Waiver Count & Total Value ***</u>	33,895	\$ 414,325.7	33,599	\$ 430,998.4	\$ 16,672.7	4.0
<u>PROGRAM</u>						
Faculty/Administrators						
(Non-Civil Service)	1,387	10,349.5	1,227	9,354.5	(995.0)	(9.6)
Civil Service	1,530	10,075.4	1,465	9,505.9	(569.5)	(5.7)
Academic/Other Talent	7,729	49,089.4	7,428	43,973.4	(5,116.0)	(10.4)
Athletic	1,045	7,600.8	1,656	13,103.7	5,502.9	72.4
Gender Equity in						
Intercollegiate Athletics	1,135	9,819.3	622	4,502.6	(5,316.7)	(54.1)
Foreign Exchange Students	99	843.2	622	11,890.6	11,047.4	1,310.2
Out-of-State Students	27	351.6	36	464.3	112.7	32.1
Foreign Students	1,246	726.7	1,433	762.4	35.7	4.9
Student Need - Total	4,704	15,704.4	3,851	13,441.3	(2,263.0)	(14.4)
Financial Aid	3,565	13,161.3	3,841	10,924.0	(2,237.3)	(17.0)
Special Programs	1,139	2,543.1	2,668	2,517.4	(25.7)	(1.0)
Cooperating Professionals	1,366	4,052.6	1,175	3,474.5	(578.1)	(14.3)
Assistants - Total	17,303	263,366.6	17,969	281,689.6	18,323.0	7.0
Research Assistants	6,215	121,512.1	6,489	133,006.1	11,494	9.5
Teaching Assistants	6,927	106,493.7	6,925	109,602.4	3,109	2.9
Other Assistants	4,161	35,360.7	4,555	39,081.2	3,720	10.5
All Other - Total	7,561	42,346.3	2,225	38,835.8	(3,510.5)	(8.3)
Other **	6,777	36,227.6	1,425	32,472.6	(3,755.0)	(10.4)
Student Employment	-	-	-	-	-	-
Interinstitutional/Related Agencies	477	2,584.7	477	2,272.7	(312.0)	(12.1)
Retired University Employees	59	225.3	62	196.9	(28.3)	(12.6)
Children of Deceased Employees	12	98.1	11	74.5	(23.6)	(24.0)
Contract/Training Grants	236	3,210.6	250	3,819.1	608.5	19.0
Total count of Waivers****	40,748	\$ 471,206.1	40,330	487,921.0	\$ 16,714.8	3.5 %

* Illinois Veterans Grants (ISAC), Illinois National Guard Grants (ISAC), and POW/MIA Scholarships. Includes only the waived (unfunded) portion of these grants.

** Other waiver categories must be approved by the Board of Higher Education prior to reporting.

*** Each recipient is only counted once in each category even if they receive multiple waivers in the same category. The totals only count the recipient one time so these numbers may not equal the total number of recipients.

**** Recipients are only counted once in the number of recipients for total waivers. The sum of mandatory waiver and discretionary waiver recipients may not equal the total waivers reported.

Table A-2

Fiscal Years 2021 and 2022
All Public Universities
Undergraduate Tuition and Fee Waivers

Note: Recipients are represented once for each waiver program
Rounding may cause some small variances in total values

(in thousands of dollars)

	FY21		FY22		FY21 - FY22	
	Number of	Value of	Number of	Value of	\$ Change	% Change
	Recipients (unduplicated)	Waivers \$	Recipients (unduplicated)	Waivers \$	Value of Waivers \$	Value of Waivers %
<u>MANDATORY WAIVER CATEGORY</u>						
<u>Unduplicated Mandatory Waiver Count & Total Value ***</u>	6,111	\$ 47,669.5	6,065	\$ 47,685.7	\$ 16.2	0.0 %
<u>PROGRAM</u>						
Teacher/Special Education	637	9,038.7	638	9,044.8	6.1	0.1
General Assembly	-	-	0	0	-	-
ROTC	482	4,227.0	468	4,214.1	(12.9)	(0.3)
DCFS	257	2,114.8	293	2,378.6	263.8	12.5
Children of Employees	2,032	10,810.4	2,025	10,779.0	(31.4)	(0.3)
Senior Citizens	24	83.9	31	125.0	41.1	49.0
Honorary Scholarships	340	4,332.9	323	4,151.0	(182.0)	(4.2)
Veterans Grants & Scholarships *	2,330	17,038.0	2,259	16,801.3	(236.6)	(1.4)
Other **	5	23.9	43	191.9	168.0	703.8
<u>DISCRETIONARY WAIVER CATEGORY</u>						
<u>Unduplicated Discretionary Waiver Count & Total Value ***</u>	12,807	\$ 60,866.0	12,370	\$ 65,684.1	\$ 4,818.0	7.9 %
<u>PROGRAM</u>						
Faculty/Administrators (Non-Civil Service)	62	224.0	48	204.1	(19.9)	(8.9)
Civil Service	515	2,559.6	462	2,190.1	(369.5)	(14.4)
Academic/Other Talent	5,169	21,231.5	5,210	20,568.4	(663.1)	(3.1)
Athletic	987	7,136.5	1,550	12,337.7	5,201.1	72.9
Gender Equity in Intercollegiate Athletics	1,104	9,607.3	608	4,406.1	(5,201.2)	(54.1)
Foreign Exchange Students	69	668.5	549	10,933.5	10,265.0	1,535.6
Out-of-State Students	27	351.6	36	464.3	112.7	32.1
Foreign Students	58	202.8	74	235.8	33.0	16.3
Student Need - Total	4,658	15,287.3	3,793	12,975.0	(2,312.3)	(15.1)
Financial Aid	3,524	12,774.5	2,658	10,509.5	(2,264.9)	(17.7)
Special Programs	1,134	2,512.8	1,135	2,465.4	(47.4)	(1.9)
Cooperating Professionals	26	70.8	29	87.3	16.5	23.3
Assistants - Total	15	85.7	24	115.2	29.5	34.4
Research Assistants	4	34.4	4	19.0	(15.4)	(44.9)
Teaching Assistants	6	27.2	9	52.4	25.2	92.6
Other Assistants	5	24.0	11	43.8	19.7	82.1
All Other - Total	5,551	3,440.5	286	1,166.7	(2,273.8)	(66.1)
Other **	5,299	2,280	41	74.2	(2,206.0)	(96.7)
Student Employment	-	-	-	0.0	-	-
Interinstitutional/Related Agencies	187	709.9	186	673.6	(36.3)	(5.1)
Retired University Employees	12	32.5	10	27.3	(5.2)	(16.0)
Children of Deceased Employees	12	98.1	11	74.5	(23.6)	(24.0)
Contract/Training Grants	41	319.8	38	317.1	(2.7)	(0.8)
Total count of Waivers****	18,589	\$ 108,535.5	18,229	\$ 113,369.8	\$ 4,834.2	4.5 %

* Illinois Veterans Grants (ISAC), Illinois National Guard Grants (ISAC), and POW/MIA Scholarships. Includes only the waived (unfunded) portion of these grants.

** Other waiver categories must be approved by the Board of Higher Education prior to reporting.

*** Each recipient is only counted once in each category even if they receive multiple waivers in the same category. The totals only count the recipient one time so these numbers may r

**** Recipients are only counted once in the number of recipients for total waivers. The sum of mandatory waiver and discretionary waiver recipients may not equal the total waivers rep

Table A-3

Fiscal Years 2021 and 2022
All Public Universities
Graduate Tuition and Fee Waivers

Note: Recipients are represented once for each waiver program
Rounding may cause some small variances in total values

(in thousands of dollars)

	FY21		FY22		FY21 - FY22	
	Number of	Value of	Number of	Value of	\$ Change	% Change
	Recipients	Waivers	Recipients	Waivers	Value of	Value of
	(unduplicated)	\$	(unduplicated)	\$	Waivers	Waivers
					\$	%
<u>MANDATORY WAIVER CATEGORY</u>						
<u>Unduplicated Mandatory Waiver Count & Total Value ***</u>	1,088	\$ 9,210.9	1,091	\$ 9,236.9	\$ 25.9	0.3 %
<u>PROGRAM</u>						
Teacher/Special Education	109	961.8	124	1,076.2	114.3	11.9
General Assembly	-	-	-	-	-	-
ROTC	4	32.4	5	62.8	30.4	94.0
DCFS	17	271.0	9	160.8	(110.2)	(40.7)
Children of Employees	4	5.9	-	-	(5.9)	(100.0)
Senior Citizens	33	161.5	29	155.5	(6.0)	(3.7)
Honoary Scholarships	59	878.6	58	893.6	15.0	1.7
Veterans Grants & Scholarships *	863	6,870.6	862	6,859.2	(11.4)	(0.2)
Other **	3	29.1	4	28.8	(0.3)	(1.0)
<u>DISCRETIONARY WAIVER CATEGORY</u>						
<u>Unduplicated Discretionary Waiver Count & Total Value ***</u>	21,088	\$ 353,459.7	21,229	\$ 365,314.3	\$ 11,854.6	3.4 %
<u>PROGRAM</u>						
Faculty/Administrators (Non-Civil Service)	1,325	10,125.4	1,179	9,150.3	(975.1)	(9.6)
Civil Service	1,015	7,515.8	1,003	7,315.7	(200.0)	(2.7)
Academic/Other Talent	2,560	27,857.9	2,218	23,405.0	(4,452.9)	(16.0)
Athletic	58	464.2	106	766.0	301.8	65.0
Gender Equity in Intercollegiate Athletics	31	212.0	14	96.5	-	-
Foreign Exchange Students	30	174.7	73	957.1	782.4	447.9
Out-of-State Students	-	-	-	-	-	-
Foreign Students	1,188	523.9	1,359	526.6	2.7	0.5
Student Need - Total	46	417.1	58	466.4	49.3	11.8
Financial Aid	41	386.8	48	414.5	-	-
Special Programs	5	30.3	10	51.9	21.6	71.4
Cooperating Professionals	1,340	3,981.9	1,146	3,387.3	-	-
Graduate Assistants - Total	17,288	263,280.9	17,945	281,574.5	18,293.5	6.9
Research Assistants	6,211	121,477.7	6,485	132,987.1	-	-
Teaching Assistants	6,921	106,466.5	6,916	109,549.9	3,083	2.9
Other Assistants	4,156	35,336.7	4,544	39,037.4	3,701	10.5
All Other - Total	2,010	38,905.8	1,939	37,669.1	(1,236.7)	(3.2)
Other **	1,478	33,947.5	1,384	32,398.4	-	-
Student Employment	-	-	-	-	-	-
Interinstitutional/Related Agencies	290	1,874.8	291	1,599.1	(275.7)	(14.7)
Retired University Employees	47	192.8	52	169.6	(23.2)	(12.0)
Children of Deceased Employees	-	-	-	-	-	-
Contract/Training Grants	195	2,890.8	212	3,502.0	611.2	21.1
Total count of Waivers****	22,159	\$ 362,670.6	22,101	\$ 374,551.2	\$ 11,880.6	3.3 %

* Illinois Veterans Grants (ISAC), Illinois National Guard Grants (ISAC), and POW/MIA Scholarships. Includes only the waived (unfunded) portion of these grants.

** Other waiver categories must be approved by the Board of Higher Education prior to reporting.

*** Each recipient is only counted once in each category even if they receive multiple waivers in the same category. The totals only count the recipient one time so these numbers may r

**** Recipients are only counted once in the number of recipients for total waivers. The sum of mandatory waiver and discretionary waiver recipients may not equal the total waivers rep

**TABLE B-1
FISCAL YEAR 2022
TOTAL TUITION AND FEE WAIVERS**

Chicago State University

Note: Recipients are represented once for each waiver program

Rounding may cause some small variances in total values

(in thousands of dollars)	Number of Recipients (unduplicated)	Tuition Waived		Fees Waived	
		Number of Recipients (unduplicated)	Value of Waivers	Number of Recipients (unduplicated)	Value of Waivers
MANDATORY WAIVERS CATEGORY					
Teacher Special Education	13	13	57.6	13	19.6
General Assembly	-	-	-	-	-
ROTC	10	10	43.1	12	4.1
DCFS	3	3	5.0	3	4.2
Children of Employees	5	5	8.5	-	-
Senior Citizens	26	26	109.7	-	-
Honorary Scholarships	-	-	-	-	-
Veterans Grants & Scholarships*	51	52	260.0	41	33.4
Other**	34	34	137.3	-	-
SUBTOTAL	142	143	621.2	69	61.3
DISCRETIONARY WAIVERS CATEGORY					
Faculty/Administrators	4	4	8.6	3	5.2
Civil Service	50	50	128.4	39	51.1
Academic/Other Talent	12	12	7.0	-	-
Athletic	42	46	452.1	-	-
Gender Equity in Intercollegiate Athletics	28	28	199.6	-	-
Foreign Exchange Students	-	-	-	-	-
Out-of-State Students	-	-	-	-	-
Foreign Students	-	-	-	-	-
Student Need-Financial Aid	-	-	-	-	-
Student Need-Special Programs	-	-	-	-	-
Cooperating Professionals	-	-	-	-	-
Research Assistants	-	-	-	-	-
Teaching Assistants	-	-	-	-	-
Other Assistants	9	9	38.0	9	13.4
Student Employment	-	-	-	-	-
Interinstitutional/Related Agencies	-	-	-	-	-
Retired University Employees	-	-	-	-	-
Children of Deceased Employees	-	-	-	-	-
Contract/Training Grants	-	-	-	-	-
Other**	-	-	-	-	-
SUBTOTAL	145	149	833.7	51	69.7

Unduplicated Summary Tuition and/or Fees	Number of Recipients	Total Value of Waivers
Mandatory Waiver Category Total***	142	\$ 682.5
Discretionary Waiver Category Total***	145	\$ 903.4
Total Count of Waivers****	287	\$ 1,585.9

* Illinois Veterans Grants, Illinois National Guard Grants, and POW/MIA Scholarships. Includes only the waived portion of these grants.

** Other waiver categories must be approved by the Board of Higher Education prior to reporting.

*** Each recipient is only counted once in each category even if they receive multiple waivers in the same category. The totals only count the recipient one time so these numbers may not total.

**** Recipients are only counted once in the number of recipients for total waivers. The sum of mandatory waiver and discretionary waiver recipients may not equal the total waivers reported.

TABLE B-2
FISCAL YEAR 2022
UNDERGRADUATE TUITION AND FEE WAIVERS

Chicago State University

Note: Recipients are represented once for each waiver program

Rounding may cause some small variances in total values

(in thousands of dollars)	Number of Recipients (unduplicated)	Tuition Waived		Fees Waived	
		Number of Recipients (unduplicated)	Value of Waivers	Number of Recipients (unduplicated)	Value of Waivers
MANDATORY WAIVERS CATEGORY					
Teacher Special Education	-	-	-	-	-
General Assembly	-	-	-	-	-
ROTC	10	10	43.1	12	4.1
DCFS	3	3	5.0	3	4.2
Children of Employees	5	5	8.5	-	-
Senior Citizens	12	12	45.8	-	-
Honorary Scholarships	-	-	-	-	-
Veterans Grants & Scholarships*	32	33	149.7	27	14.9
Other**	34	34	137.3	-	-
SUBTOTAL	96	97	389.4	42	23.2
DISCRETIONARY WAIVERS CATEGORY					
Faculty/Administrators	-	-	-	-	-
Civil Service	27	27	47.6	18	19.9
Academic/Other Talent	12	12	7.0	-	-
Athletic	42	46	452.1	-	-
Gender Equity in Intercollegiate Athletics	28	28	199.6	-	-
Foreign Exchange Students	-	-	-	-	-
Out-of-State Students	-	-	-	-	-
Foreign Students	-	-	-	-	-
Student Need-Financial Aid	-	-	-	-	-
Student Need-Special Programs	-	-	-	-	-
Cooperating Professionals	-	-	-	-	-
Research Assistants	-	-	-	-	-
Teaching Assistants	-	-	-	-	-
Other Assistants	-	-	-	-	-
Student Employment	-	-	-	-	-
Interinstitutional/Related Agencies	-	-	-	-	-
Retired University Employees	-	-	-	-	-
Children of Deceased Employees	-	-	-	-	-
Contract/Training Grants	-	-	-	-	-
Other**	-	-	-	-	-
SUBTOTAL	109	113	706.3	18	19.9

Unduplicated Summary Tuition and/or Fees	Number of Recipients	Total Value of Waivers
Mandatory Waiver Category Total***	96	\$ 412.6
Discretionary Waiver Category Total***	109	\$ 726.2
Total Count of Waivers****	205	\$ 1,138.8

* Illinois Veterans Grants, Illinois National Guard Grants, and POW/MIA Scholarships. Includes only the waived portion of these grants.

** Other waiver categories must be approved by the Board of Higher Education prior to reporting.

*** Each recipient is only counted once in each category even if they receive multiple waivers in the same category. The totals only count the recipient one time so these numbers may not total.

**** Recipients are only counted once in the number of recipients for total waivers. The sum of mandatory waiver and discretionary waiver recipients may not equal the total waivers reported.

**TABLE B-3
FISCAL YEAR 2022
GRADUATE TUITION AND FEE WAIVERS**

Chicago State University

Note: Recipients are represented once for each waiver program

Rounding may cause some small variances in total values

(in thousands of dollars)	Number of Recipients (unduplicated)	Tuition Waived		Fees Waived	
		Number of Recipients (unduplicated)	Value of Waivers	Number of Recipients (unduplicated)	Value of Waivers
MANDATORY WAIVERS CATEGORY					
Teacher Special Education	13	13	57.6	13	19.6
General Assembly	-	-	-	-	-
ROTC	-	-	-	-	-
DCFS	-	-	-	-	-
Children of Employees	-	-	-	-	-
Senior Citizens	14	14	63.9	-	-
Honorary Scholarships	-	-	-	-	-
Veterans Grants & Scholarships*	19	19	110.3	14	18.5
Other**	-	-	-	-	-
SUBTOTAL	46	46	231.8	27	38.1
DISCRETIONARY WAIVERS CATEGORY					
Faculty/Administrators	4	4	8.6	3	5.2
Civil Service	23	23	80.8	21	31.2
Academic/Other Talent	-	-	-	-	-
Athletic	-	-	-	-	-
Gender Equity in Intercollegiate Athletics	-	-	-	-	-
Foreign Exchange Students	-	-	-	-	-
Out-of-State Students	-	-	-	-	-
Foreign Students	-	-	-	-	-
Student Need-Financial Aid	-	-	-	-	-
Student Need-Special Programs	-	-	-	-	-
Cooperating Professionals	-	-	-	-	-
Research Assistants	-	-	-	-	-
Teaching Assistants	-	-	-	-	-
Other Assistants	9	9	38.0	9	13.4
Student Employment	-	-	-	-	-
Interinstitutional/Related Agencies	-	-	-	-	-
Retired University Employees	-	-	-	-	-
Children of Deceased Employees	-	-	-	-	-
Contract/Training Grants	-	-	-	-	-
Other**	-	-	-	-	-
SUBTOTAL	36	36	127.4	33	49.8

Unduplicated Summary Tuition and/or Fees	Number of Recipients	Total Value of Waivers
Mandatory Waiver Category Total***	46	\$ 269.9
Discretionary Waiver Category Total***	36	\$ 177.2
Total Count of Waivers****	82	\$ 447.1

* Illinois Veterans Grants, Illinois National Guard Grants, and POW/MIA Scholarships. Includes only the waived portion of these grants.

** Other waiver categories must be approved by the Board of Higher Education prior to reporting.

*** Each recipient is only counted once in each category even if they receive multiple waivers in the same category. The totals only count the recipient one time so these numbers may not total.

**** Recipients are only counted once in the number of recipients for total waivers. The sum of mandatory waiver and discretionary waiver recipients may not equal the total waivers reported.

TABLE B-4
FISCAL YEAR 2022
TOTAL TUITION AND FEE WAIVERS

Eastern Illinois University

Note: Recipients are represented once for each waiver program

Rounding may cause some small variances in total values

(in thousands of dollars)	Number of Recipients (unduplicated)	Tuition Waived		Fees Waived	
		Number of Recipients (unduplicated)	Value of Waivers	Number of Recipients (unduplicated)	Value of Waivers
MANDATORY WAIVERS CATEGORY					
Teacher Special Education	52	52	428.4	-	-
General Assembly	-	-	-	-	-
ROTC	48	48	361.7	-	-
DCFS	22	22	114.4	4	10.7
Children of Employees	114	114	446.7	-	-
Senior Citizens	3	3	16.7	-	-
Honorary Scholarships	-	-	-	-	-
Veterans Grants & Scholarships*	151	151	743.6	102	32.5
Other**	-	-	-	-	-
SUBTOTAL	388	388	2,111.5	106	43.2
DISCRETIONARY WAIVERS CATEGORY					
Faculty/Administrators	23	23	67.2	23	20.7
Civil Service	44	44	104.6	37	28.6
Academic/Other Talent	193	193	225.4	-	-
Athletic	139	139	693.6	-	-
Gender Equity in Intercollegiate Athletics	66	66	392.5	-	-
Foreign Exchange Students	5	5	31.4	5	7.5
Out-of-State Students	-	-	-	-	-
Foreign Students	214	214	379.6	-	-
Student Need-Financial Aid	6	6	10.9	-	-
Student Need-Special Programs	1,028	1,027	2,260.8	-	-
Cooperating Professionals	80	80	125.9	35	12.5
Research Assistants	70	70	619.1	-	-
Teaching Assistants	70	70	655.0	-	-
Other Assistants	231	231	2,233.1	-	-
Student Employment	-	-	-	-	-
Interinstitutional/Related Agencies	105	105	303.8	-	-
Retired University Employees	7	7	10.9	7	3.4
Children of Deceased Employees	2	2	8.3	2	2.6
Contract/Training Grants	-	-	-	-	-
All Other (Washington Center)**	-	-	-	-	-
SUBTOTAL	2,172	2,171	8,122.1	109	75.3

Unduplicated Summary Tuition and/or Fees	Number of Recipients	Total Value of Waivers
Mandatory Waiver Category Total***	388	\$ 2,154.7
Discretionary Waiver Category Total***	2,172	\$ 8,197.4
Total Count of Waivers****	2,516	\$ 10,352.1

* Illinois Veterans Grants, Illinois National Guard Grants, and POW/MIA Scholarships. Includes only the waived portion of these grants.

** Other waiver categories must be approved by the Board of Higher Education prior to reporting.

*** Each recipient is only counted once in each category even if they receive multiple waivers in the same category. The totals only count the recipient one time so these numbers may not total.

**** Recipients are only counted once in the number of recipients for total waivers. The sum of mandatory waiver and discretionary waiver recipients may not equal the total waivers reported.

TABLE B-5
FISCAL YEAR 2022
UNDERGRADUATE TUITION AND FEE WAIVERS

Eastern Illinois University

Note: Recipients are represented once for each waiver program

Rounding may cause some small variances in total values

(in thousands of dollars)	Number of Recipients (unduplicated)	Tuition Waived		Fees Waived	
		Number of Recipients (unduplicated)	Value of Waivers	Number of Recipients (unduplicated)	Value of Waivers
MANDATORY WAIVERS CATEGORY					
Teacher Special Education	39	39	364.9		
General Assembly					
ROTC	48	48	361.7		
DCFS	22	22	114.4	4	10.7
Children of Employees	114	114	446.7		
Senior Citizens	1	1	5.2		
Honorary Scholarships					
Veterans Grants & Scholarships*	151	151	743.6	102	32.5
Other**					
SUBTOTAL	373	373	2,036.5	106	43.2
DISCRETIONARY WAIVERS CATEGORY					
Faculty/Administrators					
Civil Service	19	19	48.4	13	12.8
Academic/Other Talent	193	193	225.4		
Athletic	139	139	693.6		
Gender Equity in Intercollegiate Athletics	66	66	392.5		
Foreign Exchange Students	2	2	13.0	2	4.5
Out-of-State Students					
Foreign Students	54	54	107.4		
Student Need-Financial Aid	6	6	10.9		
Student Need-Special Programs	1,024	1,023	2,250.2		
Cooperating Professionals					
Research Assistants					
Teaching Assistants					
Other Assistants					
Student Employment					
Interinstitutional/Related Agencies	72	72	202.3		
Retired University Employees					
Children of Deceased Employees	2	2	8.3	2	2.6
Contract/Training Grants					
All Other (Washington Center)**					
SUBTOTAL	1,481	1,480	3,952.0	17	19.9

Unduplicated Summary Tuition and/or Fees	Number of Recipients	Total Value of Waivers
Mandatory Waiver Category Total***	373	\$ 2,079.7
Discretionary Waiver Category Total***	1,481	\$ 3,971.9
Total Count of Waivers****	1,810	\$ 6,051.6

* Illinois Veterans Grants, Illinois National Guard Grants, and POW/MIA Scholarships. Includes only the waived portion of these grants.

** Other waiver categories must be approved by the Board of Higher Education prior to reporting.

*** Each recipient is only counted once in each category even if they receive multiple waivers in the same category. The totals only count the recipient one time so these numbers may not total.

**** Recipients are only counted once in the number of recipients for total waivers. The sum of mandatory waiver and discretionary waiver recipients may not equal the total waivers reported.

TABLE B-6
FISCAL YEAR 2022
GRADUATE TUITION AND FEE WAIVERS

Eastern Illinois University

Note: Recipients are represented once for each waiver program

Rounding may cause some small variances in total values

(in thousands of dollars)	Number of Recipients (unduplicated)	Tuition Waived		Fees Waived	
		Number of Recipients (unduplicated)	Value of Waivers	Number of Recipients (unduplicated)	Value of Waivers
MANDATORY WAIVERS CATEGORY					
Teacher Special Education	13	13	63.5		
General Assembly					
ROTC					
DCFS					
Children of Employees					
Senior Citizens	2	2	11.5		
Honorary Scholarships					
Veterans Grants & Scholarships*					
Other**					
SUBTOTAL	15	15	75.0	-	-
DISCRETIONARY WAIVERS CATEGORY					
Faculty/Administrators	23	23	67.2	23	20.7
Civil Service	25	25	56.2	24	15.8
Academic/Other Talent					
Athletic					
Gender Equity in Intercollegiate Athletics					
Foreign Exchange Students	3	3	18.4	3	3.0
Out-of-State Students					
Foreign Students	160	160	272.2		
Student Need-Financial Aid					
Student Need-Special Programs	4	4	10.6		
Cooperating Professionals	80	80	125.9	35	12.5
Research Assistants	70	70	619.1		
Teaching Assistants	70	70	655.0		
Other Assistants	231	231	2,233.1		
Student Employment					
Interinstitutional/Related Agencies	33	33	101.5		
Retired University Employees	7	7	10.9	7	3.4
Children of Deceased Employees					
Contract/Training Grants					
Other**					
SUBTOTAL	691	691	4,170.1	92	55.4

Unduplicated Summary Tuition and/or Fees	Number of Recipients	Total Value of Waivers
Mandatory Waiver Category Total***	15	\$ 75.0
Discretionary Waiver Category Total***	691	\$ 4,225.5
Total Count of Waivers****	706	\$ 4,300.5

* Illinois Veterans Grants, Illinois National Guard Grants, and POW/MIA Scholarships. Includes only the waived portion of these grants.

** Other waiver categories must be approved by the Board of Higher Education prior to reporting.

*** Each recipient is only counted once in each category even if they receive multiple waivers in the same category. The totals only count the recipient one time so these numbers may not total.

**** Recipients are only counted once in the number of recipients for total waivers. The sum of mandatory waiver and discretionary waiver recipients may not equal the total waivers reported.

**TABLE B-7
FISCAL YEAR 2022
TOTAL TUITION AND FEE WAIVERS**

GOVERNORS STATE UNIVERSITY

Note: Recipients are represented once for each waiver program

Rounding may cause some small variances in total values

(in thousands of dollars)	Number of Recipients (unduplicated)	Tuition Waived		Fees Waived	
		Number of Recipients (unduplicated)	Value of Waivers	Number of Recipients (unduplicated)	Value of Waivers
MANDATORY WAIVERS CATEGORY					
Teacher Special Education	5	13	31.5	13	7.9
General Assembly	-	-	-	-	-
ROTC	-	-	-	-	-
DCFS	5	7	14.3	7	3.6
Children of Employees	24	45	74.1	-	-
Senior Citizens	11	24	37.2	-	-
Honorary Scholarships	-	-	-	-	-
Veterans Grants & Scholarships*	125	245	520.0	245	130.0
Other**	-	-	-	-	-
SUBTOTAL	170	334	677.1	265	141.5
DISCRETIONARY WAIVERS CATEGORY					
Faculty/Administrators	38	66	153.1	66	38.3
Civil Service	34	65	123.3	65	30.9
Academic/Other Talent	347	575	891.3	575	222.6
Athletic	110	204	380.7	204	95.4
Gender Equity in Intercollegiate Athletics	13	26	66.8	26	16.6
Foreign Exchange Students	-	-	-	-	-
Out-of-State Students	-	-	-	-	-
Foreign Students	14	27	66.1	27	16.4
Student Need-Financial Aid	-	-	-	-	-
Student Need-Special Programs	-	-	-	-	-
Cooperating Professionals	3	3	4.4	3	1.1
Research Assistants	3	6	13.2	6	3.3
Teaching Assistants	25	44	118.6	44	29.7
Other Assistants	71	138	389.0	138	97.2
Student Employment	-	-	-	-	-
Interinstitutional/Related Agencies	89	184	330.4	184	82.5
Retired University Employees	-	-	-	-	-
Children of Deceased Employees	-	-	-	-	-
Contract/Training Grants	-	-	-	-	-
Other**	-	-	-	-	-
SUBTOTAL	747	1,338	2,536.9	1,338	634.0

Unduplicated Summary Tuition and/or Fees	Number of Recipients	Total Value of Waivers
Mandatory Waiver Category Total***	170	\$ 818.6
Discretionary Waiver Category Total***	747	\$ 3,170.9
Total Count of Waivers****	917	\$ 3,989.5

* Illinois Veterans Grants, Illinois National Guard Grants, and POW/MIA Scholarships. Includes only the waived portion of these grants.

** Other waiver categories must be approved by the Board of Higher Education prior to reporting.

*** Each recipient is only counted once in each category even if they receive multiple waivers in the same category. The totals only count the recipient one time so these numbers may not total.

**** Recipients are only counted once in the number of recipients for total waivers. The sum of mandatory waiver and discretionary waiver recipients may not equal the total waivers reported.

**TABLE B-8
FISCAL YEAR 2022**

UNDERGRADUATE TUITION AND FEE WAIVERS

GOVERNORS STATE UNIVERSITY

Note: Recipients are represented once for each waiver program

Rounding may cause some small variances in total values

(in thousands of dollars)	Number of Recipients (unduplicated)	Tuition Waived		Fees Waived	
		Number of Recipients (unduplicated)	Value of Waivers	Number of Recipients (unduplicated)	Value of Waivers
MANDATORY WAIVERS CATEGORY					
Teacher Special Education					
General Assembly					
ROTC					
DCFS	5	7	14.3	7	3.6
Children of Employees	24	45	74.1		
Senior Citizens	6	13	19.9		
Honorary Scholarships					
Veterans Grants & Scholarships*	75	139	278.3	139	69.5
Other**					
SUBTOTAL	110	204	386.6	146	73.1
DISCRETIONARY WAIVERS CATEGORY					
Faculty/Administrators	6	10	15.7	10	3.9
Civil Service	10	16	26.6	16	6.7
Academic/Other Talent	341	564	861.8	564	215.3
Athletic	102	182	341.8	182	85.6
Gender Equity in Intercollegiate Athletics	13	26	66.8	26	16.6
Foreign Exchange Students					
Out-of-State Students					
Foreign Students	1	2	5.3	2	1.3
Student Need-Financial Aid					
Student Need-Special Programs					
Cooperating Professionals					
Research Assistants					
Teaching Assistants					
Other Assistants					
Student Employment					
Interinstitutional/Related Agencies	32	68	111.3	68	27.8
Retired University Employees					
Children of Deceased Employees					
Contract/Training Grants					
Other**					
SUBTOTAL	505	868	1,429.3	868	357.2

Unduplicated Summary Tuition and/or Fees	Number of Recipients	Total Value of Waivers
Mandatory Waiver Category Total***	110	\$ 459.7
Discretionary Waiver Category Total***	505	\$ 1,786.5
Total Count of Waivers****	615	\$ 2,246.2

* Illinois Veterans Grants, Illinois National Guard Grants, and POW/MIA Scholarships. Includes only the waived portion of these grants.

** Other waiver categories must be approved by the Board of Higher Education prior to reporting.

*** Each recipient is only counted once in each category even if they receive multiple waivers in the same category. The totals only count the recipient one time so these numbers may not total.

**** Recipients are only counted once in the number of recipients for total waivers. The sum of mandatory waiver and discretionary waiver recipients may not equal the total waivers reported.

**TABLE B-9
FISCAL YEAR 2022
GRADUATE TUITION AND FEE WAIVERS**

GOVERNORS STATE UNIVERSITY

Note: Recipients are represented once for each waiver program

Rounding may cause some small variances in total values

(in thousands of dollars)	Number of Recipients (unduplicated)	Tuition Waived		Fees Waived	
		Number of Recipients (unduplicated)	Value of Waivers	Number of Recipients (unduplicated)	Value of Waivers
MANDATORY WAIVERS CATEGORY					
Teacher Special Education	5	13	31.5	13	7.9
General Assembly					
ROTC					
DCFS					
Children of Employees					
Senior Citizens	5	11	17.3		
Honorary Scholarships					
Veterans Grants & Scholarships*	50	106	241.7	106	60.5
Other**					
SUBTOTAL	60	130	290.5	119	68.4
DISCRETIONARY WAIVERS CATEGORY					
Faculty/Administrators	32	56	137.4	56	34.4
Civil Service	24	49	96.7	49	24.2
Academic/Other Talent	6	11	29.5	11	7.3
Athletic	8	22	38.9	22	9.8
Gender Equity in Intercollegiate Athletics					
Foreign Exchange Students					
Out-of-State Students					
Foreign Students	13	25	60.8	25	15.1
Student Need-Financial Aid					
Student Need-Special Programs					
Cooperating Professionals	3	3	4.4	3	1.1
Research Assistants	3	6	13.2	6	3.3
Teaching Assistants	25	44	118.6	44	29.7
Other Assistants	71	138	389.0	138	97.2
Student Employment					
Interinstitutional/Related Agencies	57	116	219.1	116	54.7
Retired University Employees					
Children of Deceased Employees					
Contract/Training Grants					
Other**					
SUBTOTAL	242	470	1,107.6	470	276.8

Unduplicated Summary Tuition and/or Fees	Number of Recipients	Total Value of Waivers
Mandatory Waiver Category Total***	60	\$ 358.9
Discretionary Waiver Category Total***	242	\$ 1,384.4
Total Count of Waivers****	302	\$ 1,743.3

* Illinois Veterans Grants, Illinois National Guard Grants, and POW/MIA Scholarships. Includes only the waived portion of these grants.

** Other waiver categories must be approved by the Board of Higher Education prior to reporting.

*** Each recipient is only counted once in each category even if they receive multiple waivers in the same category. The totals only count the recipient one time so these numbers may not total.

**** Recipients are only counted once in the number of recipients for total waivers. The sum of mandatory waiver and discretionary waiver recipients may not equal the total waivers reported.

TABLE B-10
FISCAL YEAR 2022
TOTAL TUITION AND FEE WAIVERS

Illinois State University

Note: Recipients are represented once for each waiver program

Rounding may cause some small variances in total values

(in thousands of dollars)	Number of Recipients (unduplicated)	Tuition Waived		Fees Waived	
		Number of Recipients (unduplicated)	Value of Waivers	Number of Recipients (unduplicated)	Value of Waivers
MANDATORY WAIVERS CATEGORY					
Teacher Special Education	441	442	4,856.7	442	1,579.2
General Assembly	-	-	-	-	-
ROTC	25	25	250.5	25	8.4
DCFS	65	65	615.5	65	135.8
Children of Employees	360	360	1,855.4	-	-
Senior Citizens	-	-	-	-	-
Honorary Scholarships	-	-	-	-	-
Veterans Grants & Scholarships*	359	359	2,950.4	334	263.2
Other**	-	-	-	-	-
SUBTOTAL	1,250	1,251	10,528.5	866	1,986.6
DISCRETIONARY WAIVERS CATEGORY					
Faculty/Administrators	135	134	500.8	135	133.6
Civil Service	132	131	483.9	132	132.0
Academic/Other Talent	1,070	1,070	2,781.0	2	2.6
Athletic	432	432	3,883.6	-	-
Gender Equity in Intercollegiate Athletics	-	-	-	-	-
Foreign Exchange Students	49	49	281.6	-	-
Out-of-State Students	-	-	-	-	-
Foreign Students	-	-	-	-	-
Student Need-Financial Aid	104	104	339.5	-	-
Student Need-Special Programs	-	-	-	-	-
Cooperating Professionals	219	219	479.2	-	-
Research Assistants	165	165	1,383.6	164	32.8
Teaching Assistants	377	377	2,803.5	376	67.8
Other Assistants	406	406	3,079.4	396	72.4
Student Employment	-	-	-	-	-
Interinstitutional/Related Agencies	-	-	-	-	-
Retired University Employees	2	2	3.6	2	0.9
Children of Deceased Employees	-	-	-	-	-
Contract/Training Grants	-	-	-	-	-
Other**	-	-	-	-	-
SUBTOTAL	2,979	3,089	16,019.7	1,207	442.1

Unduplicated Summary Tuition and/or Fees	Number of Recipients	Total Value of Waivers
Mandatory Waiver Category Total***	1,250	\$ 12,515.1
Discretionary Waiver Category Total***	2,979	\$ 16,461.8
Total Count of Waivers****	4,297	\$ 28,976.9

* Illinois Veterans Grants, Illinois National Guard Grants, and POW/MIA Scholarships. Includes only the waived portion of these grants.

** Other waiver categories must be approved by the Board of Higher Education prior to reporting.

*** Each recipient is only counted once in each category even if they receive multiple waivers in the same category. The totals only count the recipient one time so these numbers may not total.

**** Recipients are only counted once in the number of recipients for total waivers. The sum of mandatory waiver and discretionary waiver recipients may not equal the total waivers reported.

TABLE B-11
FISCAL YEAR 2022
UNDERGRADUATE TUITION AND FEE WAIVERS

Illinois State University

Note: Recipients are represented once for each waiver program

Rounding may cause some small variances in total values

(in thousands of dollars)	Number of Recipients (unduplicated)	Tuition Waived		Fees Waived	
		Number of Recipients (unduplicated)	Value of Waivers	Number of Recipients (unduplicated)	Value of Waivers
MANDATORY WAIVERS CATEGORY					
Teacher Special Education	422	423	4,709.0	423	1,532.7
General Assembly					
ROTC	25	25	250.5	25	8.4
DCFS	65	65	615.5	65	135.8
Children of Employees	360	360	1,855.4		
Senior Citizens					
Honorary Scholarships					
Veterans Grants & Scholarships*	337	337	2,872.3	313	246.0
Other**					
SUBTOTAL	1,209	1,210	10,302.7	826	1,922.9
DISCRETIONARY WAIVERS CATEGORY					
Faculty/Administrators	2	2	5.8	2	1.7
Civil Service	60	60	217.4	60	61.0
Academic/Other Talent	654	654	1,991.0	2	2.6
Athletic	399	399	3,615.5		
Gender Equity in Intercollegiate Athletics					
Foreign Exchange Students	28	28	168.6		
Out-of-State Students					
Foreign Students					
Student Need-Financial Aid	104	104	339.5		
Student Need-Special Programs					
Cooperating Professionals					
Research Assistants	2	2	7.7	2	0.2
Teaching Assistants	1	1	3.5		
Other Assistants	2	2	10.4	2	0.2
Student Employment					
Interinstitutional/Related Agencies					
Retired University Employees	1	1	1.2	1	0.3
Children of Deceased Employees					
Contract/Training Grants					
Other**					
SUBTOTAL	1,245	1,253	6,360.6	69	66.0

Unduplicated Summary Tuition and/or Fees	Number of Recipients	Total Value of Waivers
Mandatory Waiver Category Total***	1,209	\$ 12,225.6
Discretionary Waiver Category Total***	1,245	\$ 6,426.6
Total Count of Waivers****	2,430	\$ 18,652.2

* Illinois Veterans Grants, Illinois National Guard Grants, and POW/MIA Scholarships. Includes only the waived portion of these grants.

** Other waiver categories must be approved by the Board of Higher Education prior to reporting.

*** Each recipient is only counted once in each category even if they receive multiple waivers in the same category. The totals only count the recipient one time so these numbers may not total.

**** Recipients are only counted once in the number of recipients for total waivers. The sum of mandatory waiver and discretionary waiver recipients may not equal the total waivers reported.

TABLE B-12
FISCAL YEAR 2022
GRADUATE TUITION AND FEE WAIVERS

Illinois State University

Note: Recipients are represented once for each waiver program

Rounding may cause some small variances in total values

(in thousands of dollars)	Number of Recipients (unduplicated)	Tuition Waived		Fees Waived	
		Number of Recipients (unduplicated)	Value of Waivers	Number of Recipients (unduplicated)	Value of Waivers
MANDATORY WAIVERS CATEGORY					
Teacher Special Education	19	19	147.7	19	46.5
General Assembly					
ROTC					
DCFS					
Children of Employees					
Senior Citizens					
Honorary Scholarships					
Veterans Grants & Scholarships*	22	22	78.1	21	17.2
Other**					
SUBTOTAL	41	41	225.8	40	63.7
DISCRETIONARY WAIVERS CATEGORY					
Faculty/Administrators	133	132	495.0	133	131.9
Civil Service	72	71	266.5	72	71.0
Academic/Other Talent	416	416	790.0		
Athletic	33	33	268.1		
Gender Equity in Intercollegiate Athletics					
Foreign Exchange Students	21	21	113.0		
Out-of-State Students					
Foreign Students					
Student Need-Financial Aid					
Student Need-Special Programs					
Cooperating Professionals	219	219	479.2		
Research Assistants	163	163	1,375.9	162	32.6
Teaching Assistants	376	376	2,800.0	376	67.8
Other Assistants	404	404	3,069.0	394	72.2
Student Employment					
Interinstitutional/Related Agencies					
Retired University Employees	1	1	2.4	1	0.6
Children of Deceased Employees					
Contract/Training Grants					
Other**					
SUBTOTAL	1,734	1,836	9,659.1	1,138	376.1

Unduplicated Summary Tuition and/or Fees	Number of Recipients	Total Value of Waivers
Mandatory Waiver Category Total***	41	\$ 289.5
Discretionary Waiver Category Total***	1,734	\$ 10,035.2
Total Count of Waivers****	1,775	\$ 10,324.7

* Illinois Veterans Grants, Illinois National Guard Grants, and POW/MIA Scholarships. Includes only the waived portion of these grants.

** Other waiver categories must be approved by the Board of Higher Education prior to reporting.

*** Each recipient is only counted once in each category even if they receive multiple waivers in the same category. The totals only count the recipient one time so these numbers may not total.

**** Recipients are only counted once in the number of recipients for total waivers. The sum of mandatory waiver and discretionary waiver recipients may not equal the total waivers reported.

TABLE B-13
FISCAL YEAR 2022
TOTAL TUITION AND FEE WAIVERS

Northeastern Illinois University

Note: Recipients are represented once for each waiver program

Rounding may cause some small variances in total values

(in thousands of dollars)	Number of Recipients (unduplicated)	Tuition Waived		Fees Waived	
		Number of Recipients (unduplicated)	Value of Waivers	Number of Recipients (unduplicated)	Value of Waivers
MANDATORY WAIVERS CATEGORY					
Teacher Special Education	42	42	305.0	42	72.3
General Assembly	-	-	-	-	-
ROTC	9	9	60.8	9	14.7
DCFS	9	9	50.8	9	12.3
Children of Employees	16	16	54.5	16	13.2
Senior Citizens	6	6	23.4	-	-
Honorary Scholarships	-	-	-	-	-
Veterans Grants & Scholarships*	97	97	424.4	97	101.1
Other**	-	-	-	-	-
SUBTOTAL	179	179	918.9	173	213.6
DISCRETIONARY WAIVERS CATEGORY					
Faculty/Administrators	18	18	41.6	18	9.5
Civil Service	48	48	157.9	48	36.4
Academic/Other Talent	644	644	1,151.9	-	-
Athletic	-	-	-	-	-
Gender Equity in Intercollegiate Athletics	-	-	-	-	-
Foreign Exchange Students	50	50	535.8	50	129.5
Out-of-State Students	-	-	-	-	-
Foreign Students	-	-	-	-	-
Student Need-Financial Aid	152	152	289.4	-	-
Student Need-Special Programs	-	-	-	-	-
Cooperating Professionals	58	58	115.1	-	-
Research Assistants	29	29	75.0	-	-
Teaching Assistants	26	26	61.0	-	-
Other Assistants	38	38	167.8	-	-
Student Employment	-	-	-	-	-
Interinstitutional/Related Agencies	34	34	135.3	34	31.7
Retired University Employees	-	-	-	-	-
Children of Deceased Employees	-	-	-	-	-
Contract/Training Grants	48	48	361.0	48	85.8
Other**	-	-	-	-	-
SUBTOTAL	1,145	1,145	3,091.8	198	292.9

Unduplicated Summary Tuition and/or Fees	Number of Recipients	Total Value of Waivers
Mandatory Waiver Category Total***	179	\$ 1,132.5
Discretionary Waiver Category Total***	1,145	\$ 3,384.7
Total Count of Waivers****	1,324	\$ 4,517.2

* Illinois Veterans Grants, Illinois National Guard Grants, and POW/MIA Scholarships. Includes only the waived portion of these grants.

** Other waiver categories must be approved by the Board of Higher Education prior to reporting.

*** Each recipient is only counted once in each category even if they receive multiple waivers in the same category. The totals only count the recipient one time so these numbers may not total.

**** Recipients are only counted once in the number of recipients for total waivers. The sum of mandatory waiver and discretionary waiver recipients may not equal the total waivers reported.

TABLE B-14
FISCAL YEAR 2022
UNDERGRADUATE TUITION AND FEE WAIVERS

Northeastern Illinois University

Note: Recipients are represented once for each waiver program

Rounding may cause some small variances in total values

(in thousands of dollars)	Number of Recipients (unduplicated)	Tuition Waived		Fees Waived	
		Number of Recipients (unduplicated)	Value of Waivers	Number of Recipients (unduplicated)	Value of Waivers
MANDATORY WAIVERS CATEGORY					
Teacher Special Education	18	18	193.7	18	46.9
General Assembly	-	-	-	-	-
ROTC	9	9	60.8	9	14.7
DCFS	9	9	50.8	9	12.3
Children of Employees	16	16	54.5	16	13.2
Senior Citizens	4	4	16.8	-	-
Honorary Scholarships	-	-	-	-	-
Veterans Grants & Scholarships*	70	70	306.8	70	74.3
Other**	-	-	-	-	-
SUBTOTAL	126	126	683.4	122	161.4
DISCRETIONARY WAIVERS CATEGORY					
Faculty/Administrators	-	-	-	-	-
Civil Service	8	8	26.2	8	6.4
Academic/Other Talent	442	442	839.4	-	-
Athletic	-	-	-	-	-
Gender Equity in Intercollegiate Athletics	-	-	-	-	-
Foreign Exchange Students	48	48	521.5	48	126.3
Out-of-State Students	-	-	-	-	-
Foreign Students	-	-	-	-	-
Student Need-Financial Aid	125	125	210.2	-	-
Student Need-Special Programs	-	-	-	-	-
Cooperating Professionals	12	12	24.4	-	-
Research Assistants	-	-	-	-	-
Teaching Assistants	-	-	-	-	-
Other Assistants	-	-	-	-	-
Student Employment	-	-	-	-	-
Interinstitutional/Related Agencies	18	18	60.3	18	14.6
Retired University Employees	-	-	-	-	-
Children of Deceased Employees	-	-	-	-	-
Contract/Training Grants	29	29	248.8	29	60.2
Other**	-	-	-	-	-
SUBTOTAL	682	682	1,930.9	103	207.5

Unduplicated Summary Tuition and/or Fees	Number of Recipients	Total Value of Waivers
Mandatory Waiver Category Total***	126	\$ 844.8
Discretionary Waiver Category Total***	682	\$ 2,138.4
Total Count of Waivers****	808	\$ 2,983.1

* Illinois Veterans Grants, Illinois National Guard Grants, and POW/MIA Scholarships. Includes only the waived portion of these grants.

** Other waiver categories must be approved by the Board of Higher Education prior to reporting.

*** Each recipient is only counted once in each category even if they receive multiple waivers in the same category. The totals only count the recipient one time so these numbers may not total.

**** Recipients are only counted once in the number of recipients for total waivers. The sum of mandatory waiver and discretionary waiver recipients may not equal the total waivers reported.

TABLE B-15
FISCAL YEAR 2022
GRADUATE TUITION AND FEE WAIVERS

Northeastern Illinois University

Note: Recipients are represented once for each waiver program

Rounding may cause some small variances in total values

(in thousands of dollars)	Number of Recipients (unduplicated)	Tuition Waived		Fees Waived	
		Number of Recipients (unduplicated)	Value of Waivers	Number of Recipients (unduplicated)	Value of Waivers
MANDATORY WAIVERS CATEGORY					
Teacher Special Education	24	24	111.2	24	25.4
General Assembly	-	-	-	-	-
ROTC	-	-	-	-	-
DCFS	-	-	-	-	-
Children of Employees	-	-	-	-	-
Senior Citizens	2	2	6.6	-	-
Honorary Scholarships	-	-	-	-	-
Veterans Grants & Scholarships*	27	27	117.7	27	26.8
Other**	-	-	-	-	-
SUBTOTAL	53	53	235.5	51	52.2
DISCRETIONARY WAIVERS CATEGORY					
Faculty/Administrators	18	18	41.6	18	9.5
Civil Service	40	40	131.7	40	30.0
Academic/Other Talent	202	202	312.5	-	-
Athletic	-	-	-	-	-
Gender Equity in Intercollegiate Athletics	-	-	-	-	-
Foreign Exchange Students	2	2	14.3	2	3.3
Out-of-State Students	-	-	-	-	-
Foreign Students	-	-	-	-	-
Student Need-Financial Aid	27	27	79.3	-	-
Student Need-Special Programs	-	-	-	-	-
Cooperating Professionals	46	46	90.7	-	-
Research Assistants	29	29	75.0	-	-
Teaching Assistants	26	26	61.0	-	-
Other Assistants	38	38	167.8	-	-
Student Employment	-	-	-	-	-
Interinstitutional/Related Agencies	16	16	75.0	16	17.1
Retired University Employees	-	-	-	-	-
Children of Deceased Employees	-	-	-	-	-
Contract/Training Grants	19	19	112.1	19	25.6
Other**	-	-	-	-	-
SUBTOTAL	463	463	1,160.9	95	85.4

Unduplicated Summary Tuition and/or Fees	Number of Recipients	Total Value of Waivers
Mandatory Waiver Category Total***	53	\$ 287.7
Discretionary Waiver Category Total***	463	\$ 1,246.4
Total Count of Waivers****	516	\$ 1,534.1

* Illinois Veterans Grants, Illinois National Guard Grants, and POW/MIA Scholarships. Includes only the waived portion of these grants.

** Other waiver categories must be approved by the Board of Higher Education prior to reporting.

*** Each recipient is only counted once in each category even if they receive multiple waivers in the same category. The totals only count the recipient one time so these numbers may not total.

**** Recipients are only counted once in the number of recipients for total waivers. The sum of mandatory waiver and discretionary waiver recipients may not equal the total waivers reported.

TABLE B-16
FISCAL YEAR 2022
TOTAL TUITION AND FEE WAIVERS

Northern Illinois University

Note: Recipients are represented once for each waiver program

Rounding may cause some small variances in total values

(in thousands of dollars)	Number of Recipients (unduplicated)	Tuition Waived		Fees Waived	
		Number of Recipients (unduplicated)	Value of Waivers	Number of Recipients (unduplicated)	Value of Waivers
MANDATORY WAIVERS CATEGORY					
Teacher Special Education	63	63	566.1	50	169.6
General Assembly	-	-	-	-	-
ROTC	35	34	205.4	21	1.8
DCFS	45	43	185.9	34	48.3
Children of Employees	121	121	468.8	-	-
Senior Citizens	4	4	17.3	-	-
Honorary Scholarships	-	-	-	-	-
Veterans Grants & Scholarships*	316	311	2,130.3	201	292.7
Other**	-	-	-	-	-
SUBTOTAL	584	576	3,573.9	306	512.3
DISCRETIONARY WAIVERS CATEGORY					
Faculty/Administrators	64	64	297.5	2	1.2
Civil Service	133	133	617.6	37	34.6
Academic/Other Talent	705	705	3,546.9	-	-
Athletic	215	215	1,604.2	-	-
Gender Equity in Intercollegiate Athletics	131	131	1,194.6	-	-
Foreign Exchange Students	17	17	182.6	-	-
Out-of-State Students	-	-	-	-	-
Foreign Students	-	-	-	-	-
Student Need-Financial Aid	-	-	-	-	-
Student Need-Special Programs	6	6	41.3	-	-
Cooperating Professionals	287	287	808.7	-	-
Research Assistants	421	421	2,421.3	-	-
Teaching Assistants	689	689	4,151.1	-	-
Other Assistants	140	140	1,020.1	-	-
Student Employment	-	-	-	-	-
Interinstitutional/Related Agencies	39	39	123.3	-	-
Retired University Employees	11	11	30.8	3	2.3
Children of Deceased Employees	2	2	14.3	2	1.0
Contract/Training Grants	30	30	205.8	-	-
All Other (Fellowships)**	11	11	49.0	-	-
SUBTOTAL	2,901	2,901	16,309.3	44	39.1

Unduplicated Summary Tuition and/or Fees	Number of Recipients	Total Value of Waivers
Mandatory Waiver Category Total***	584	\$ 4,086.3
Discretionary Waiver Category Total***	2,901	\$ 16,348.4
Total count of Waivers****	3,485	\$ 20,434.7

* Illinois Veterans Grants, Illinois National Guard Grants, and POW/MIA Scholarships. Includes only the waived portion of these grants.

** Other waiver categories must be approved by the Board of Higher Education prior to reporting.

*** Each recipient is only counted once in each category even if they receive multiple waivers in the same category. The totals only count the recipient one time so these numbers may not total.

**** Recipients are only counted once in the number of recipients for total waivers. The sum of mandatory waiver and discretionary waiver recipients may not equal the total waivers reported.

TABLE B-17
FISCAL YEAR 2022
UNDERGRADUATE TUITION AND FEE WAIVERS

Northern Illinois University

Note: Recipients are represented once for each waiver program

Rounding may cause some small variances in total values

(in thousands of dollars)	Number of Recipients (unduplicated)	Tuition Waived		Fees Waived	
		Number of Recipients (unduplicated)	Value of Waivers	Number of Recipients (unduplicated)	Value of Waivers
MANDATORY WAIVERS CATEGORY					
Teacher Special Education	46	46	400.9	46	162.2
General Assembly			-		-
ROTC	33	32	187.1	21	1.8
DCFS	45	43	185.9	34	48.3
Children of Employees	121	121	468.8	-	-
Senior Citizens	2	2	12.1	-	-
Honorary Scholarships	-		-		-
Veterans Grants & Scholarships*	217	217	1,435.7	176	153.6
Other**			-		-
SUBTOTAL	464	461	2,690.5	277	365.9
DISCRETIONARY WAIVERS CATEGORY					
Faculty/Administrators	2	2	3.2	2	1.2
Civil Service	39	39	133.0	37	34.6
Academic/Other Talent	413	413	1,212.3		-
Athletic	215	215	1,604.2		-
Gender Equity in Intercollegiate Athletics	131	131	1,194.6		-
Foreign Exchange Students			-		-
Out-of-State Students			-		-
Foreign Students			-		-
Student Need-Financial Aid			-		-
Student Need-Special Programs			-		-
Cooperating Professionals	12	12	52.7		-
Research Assistants			-		-
Teaching Assistants			-		-
Other Assistants	2	2	8.0		-
Student Employment			-		-
Interinstitutional/Related Agencies	11	11	30.2		-
Retired University Employees	3	3	6.4	3	2.3
Children of Deceased Employees	2	2	14.3	2	1.0
Contract/Training Grants			-		-
Other**			-		-
SUBTOTAL	830	830	4,259.1	44	39.1

Unduplicated Summary Tuition and/or Fees	Number of Recipients	Total Value of Waivers
Mandatory Waiver Category Total***	464	\$ 3,056.4
Discretionary Waiver Category Total***	830	\$ 4,298.1
Total count of Waivers****	1,294	\$ 7,354.6

* Illinois Veterans Grants, Illinois National Guard Grants, and POW/MIA Scholarships. Includes only the waived portion of these grants.

** Other waiver categories must be approved by the Board of Higher Education prior to reporting.

*** Each recipient is only counted once in each category even if they receive multiple waivers in the same category. The totals only count the recipient one time so these numbers may not total.

**** Recipients are only counted once in the number of recipients for total waivers. The sum of mandatory waiver and discretionary waiver recipients may not equal the total waivers reported.

TABLE B-18
FISCAL YEAR 2022
GRADUATE TUITION AND FEE WAIVERS

Northern Illinois University

Note: Recipients are represented once for each waiver program

Rounding may cause some small variances in total values

(in thousands of dollars)	Number of Recipients (unduplicated)	Tuition Waived		Fees Waived	
		Number of Recipients (unduplicated)	Value of Waivers	Number of Recipients (unduplicated)	Value of Waivers
MANDATORY WAIVERS CATEGORY					
Teacher Special Education	17	17	165.2	4	7.3
General Assembly			-		-
ROTC	2	2	18.3		-
DCFS			-		-
Children of Employees			-		-
Senior Citizens	2	2	5.3		-
Honorary Scholarships			-		-
Veterans Grants & Scholarships*	99	94	694.7	25	139.1
Other**			-		-
SUBTOTAL	120	115	883.5	29	146.4
DISCRETIONARY WAIVERS CATEGORY					
Faculty/Administrators	62	62	294.3		-
Civil Service	94	94	484.6		-
Academic/Other Talent	292	292	2,334.6		-
Athletic			-		-
Gender Equity in Intercollegiate Athletics			-		-
Foreign Exchange Students	17	17	182.6		-
Out-of-State Students			-		-
Foreign Students			-		-
Student Need-Financial Aid			-		-
Student Need-Special Programs	6	6	41.3		-
Cooperating Professionals	275	275	756.0		-
Research Assistants	421	421	2,421.3		-
Teaching Assistants	689	689	4,151.1		-
Other Assistants	138	138	1,012.1		-
Student Employment			-		-
Interinstitutional/Related Agencies	28	28	93.1		-
Retired University Employees	8	8	24.5		-
Children of Deceased Employees			-		-
Contract/Training Grants	30	30	205.8		-
All Other (Fellowships)**	11	11	49.0		-
SUBTOTAL	2,071	2,071	12,050.3	-	-

Unduplicated Summary Tuition and/or Fees	Number of Recipients	Total Value of Waivers
Mandatory Waiver Category Total***	120	\$ 1,029.9
Discretionary Waiver Category Total***	2,071	\$ 12,050.3
Total count of Waivers****	2,191	\$ 13,080.1

* Illinois Veterans Grants, Illinois National Guard Grants, and POW/MIA Scholarships. Includes only the waived portion of these grants.

** Other waiver categories must be approved by the Board of Higher Education prior to reporting.

*** Each recipient is only counted once in each category even if they receive multiple waivers in the same category. The totals only count the recipient one time so these numbers may not total.

**** Recipients are only counted once in the number of recipients for total waivers. The sum of mandatory waiver and discretionary waiver recipients may not equal the total waivers reported.

TABLE B-19
FISCAL YEAR 2022
TOTAL TUITION AND FEE WAIVERS

Southern Illinois University Carbondale

Note: Recipients are represented once for each waiver program

Rounding may cause some small variances in total values

(in thousands of dollars)	Number of Recipients (unduplicated)	Tuition Waived		Fees Waived	
		Number of Recipients (unduplicated)	Value of Waivers	Number of Recipients (unduplicated)	Value of Waivers
MANDATORY WAIVERS CATEGORY					
Teacher Special Education	19	19	174.4	18	66.3
General Assembly	-	-	-	-	-
ROTC	46	46	333.6	-	-
DCFS	28	28	134.6	13	23.2
Children of Employees	190	190	660.1	-	-
Senior Citizens	6	6	30.4	-	-
Honorary Scholarships	-	-	-	-	-
Veterans Grants & Scholarships*	379	378	2,171.0	186	260.7
Other**	-	-	-	-	-
SUBTOTAL	665	664	3,504.1	217	350.2
DISCRETIONARY WAIVERS CATEGORY					
Faculty/Administrators	120	120	604.2	109	193.0
Civil Service	173	173	861.7	166	268.7
Academic/Other Talent	643	643	2,011.7	-	-
Athletic	152	152	1,140.8	-	-
Gender Equity in Intercollegiate Athletics	109	109	797.8	-	-
Foreign Exchange Students	9	9	117.0	-	-
Out-of-State Students	-	-	-	-	-
Foreign Students	1	1	0.4	-	-
Student Need-Financial Aid	1,026	1,026	3,292.3	-	-
Student Need-Special Programs	-	-	-	-	-
Cooperating Professionals	49	49	172.9	49	70.2
Research Assistants	524	524	5,746.6	-	-
Teaching Assistants	769	769	10,237.5	-	-
Other Assistants	88	88	842.2	-	-
Student Employment	-	-	-	-	-
Interinstitutional/Related Agencies	35	35	203.4	32	29.3
Retired University Employees	4	4	7.3	4	6.1
Children of Deceased Employees	5	5	26.6	-	-
Contract/Training Grants	72	72	591.0	-	-
All Other (Fellowships)**	88	88	765.3	-	-
SUBTOTAL	3,635	3,635	27,418.7	361	567.3

Unduplicated Summary Tuition and/or Fees	Number of Recipients	Total Value of Waivers
Mandatory Waiver Category Total***	665	\$ 3,854.3
Discretionary Waiver Category Total***	3,635	\$ 27,986.0
Total Count of Waivers****	4,182	\$ 31,840.3

* Illinois Veterans Grants, Illinois National Guard Grants, and POW/MIA Scholarships. Includes only the waived portion of these grants.

** Other waiver categories must be approved by the Board of Higher Education prior to reporting.

*** Each recipient is only counted once in each category even if they receive multiple waivers in the same category. The totals only count the recipient one time so these numbers may not total.

**** Recipients are only counted once in the number of recipients for total waivers. The sum of mandatory waiver and discretionary waiver recipients may not equal the total waivers reported.

**TABLE B-20
FISCAL YEAR 2022**

UNDERGRADUATE TUITION AND FEE WAIVERS

Southern Illinois University Carbondale

Note: Recipients are represented once for each waiver program

Rounding may cause some small variances in total values

(in thousands of dollars)	Number of Recipients (unduplicated)	Tuition Waived		Fees Waived	
		Number of Recipients (unduplicated)	Value of Waivers	Number of Recipients (unduplicated)	Value of Waivers
MANDATORY WAIVERS CATEGORY					
Teacher Special Education	16	16	127.4	15	51.5
General Assembly					
ROTC	46	46	333.6		
DCFS	28	28	134.6	13	23.2
Children of Employees	190	190	660.1		
Senior Citizens	5	5	24.8		
Honorary Scholarships					
Veterans Grants & Scholarships*	298	298	1,638.8	139	194.8
Other**					
SUBTOTAL	580	580	2,919.3	167	269.5
DISCRETIONARY WAIVERS CATEGORY					
Faculty/Administrators	16	16	36.9	16	20.2
Civil Service	96	96	459.6	96	139.9
Academic/Other Talent	578	578	1,525.2		
Athletic	136	136	1,032.1		
Gender Equity in Intercollegiate Athletics	106	106	774.0		
Foreign Exchange Students	9	9	117.0		
Out-of-State Students					
Foreign Students					
Student Need-Financial Aid	1,026	1,026	3,292.3		
Student Need-Special Programs					
Cooperating Professionals	2	2	3.9	2	0.9
Research Assistants					
Teaching Assistants					
Other Assistants					
Student Employment					
Interinstitutional/Related Agencies	17	17	73.0	17	15.4
Retired University Employees	3	3	4.0	3	3.2
Children of Deceased Employees	5	5	26.6		
Contract/Training Grants	9	9	8.0		
Other**					
SUBTOTAL	1,915	1,915	7,352.6	134	179.6

Unduplicated Summary Tuition and/or Fees	Number of Recipients	Total Value of Waivers
Mandatory Waiver Category Total***	580	\$ 3,188.8
Discretionary Waiver Category Total***	1,915	\$ 7,532.2
Total Count of Waivers****	2,434	\$ 10,721.0

* Illinois Veterans Grants, Illinois National Guard Grants, and POW/MIA Scholarships. Includes only the waived portion of these grants.

** Other waiver categories must be approved by the Board of Higher Education prior to reporting.

*** Each recipient is only counted once in each category even if they receive multiple waivers in the same category. The totals only count the recipient one time so these numbers may not total.

Recipients are only counted once in the number of recipients for total waivers. The sum of mandatory waiver and discretionary waiver recipients

**** may not equal the total waivers reported.

TABLE B-21
FISCAL YEAR 2022
GRADUATE TUITION AND FEE WAIVERS

Southern Illinois University Carbondale

Note: Recipients are represented once for each waiver program

Rounding may cause some small variances in total values

(in thousands of dollars)	Number of Recipients (unduplicated)	Tuition Waived		Fees Waived	
		Number of Recipients (unduplicated)	Value of Waivers	Number of Recipients (unduplicated)	Value of Waivers
MANDATORY WAIVERS CATEGORY					
Teacher Special Education	3	3	47.0	3	14.8
General Assembly					
ROTC					
DCFS					
Children of Employees					
Senior Citizens	1	1	5.6		
Honorary Scholarships					
Veterans Grants & Scholarships*	81	80	532.2	47	65.9
Other**					
SUBTOTAL	85	84	584.8	50	80.7
DISCRETIONARY WAIVERS CATEGORY					
Faculty/Administrators	104	104	567.3	93	172.8
Civil Service	77	77	402.1	70	128.8
Academic/Other Talent	65	65	486.5		
Athletic	16	16	108.7		
Gender Equity in Intercollegiate Athletics	3	3	23.8		
Foreign Exchange Students					
Out-of-State Students					
Foreign Students	1	1	0.4		
Student Need-Financial Aid					
Student Need-Special Programs					
Cooperating Professionals	47	47	169.0	47	69.3
Research Assistants	524	524	5,746.6		
Teaching Assistants	769	769	10,237.5		
Other Assistants	88	88	842.2		
Student Employment					
Interinstitutional/Related Agencies	18	18	130.4	15	13.9
Retired University Employees	1	1	3.3	1	2.9
Children of Deceased Employees					
Contract/Training Grants	63	63	583.0		
All Other (Fellowships)**	88	88	765.3		
SUBTOTAL	1,720	1,720	20,066.1	227	387.7

Unduplicated Summary Tuition and/or Fees	Number of Recipients	Total Value of Waivers
Mandatory Waiver Category Total***	85	\$ 665.5
Discretionary Waiver Category Total***	1,720	\$ 20,453.8
Total Count of Waivers****	1,748	\$ 21,119.3

* Illinois Veterans Grants, Illinois National Guard Grants, and POW/MIA Scholarships. Includes only the waived portion of these grants.

** Other waiver categories must be approved by the Board of Higher Education prior to reporting.

*** Each recipient is only counted once in each category even if they receive multiple waivers in the same category. The totals only count the recipient one time so these numbers may not total.

**** Recipients are only counted once in the number of recipients for total waivers. The sum of mandatory waiver and discretionary waiver recipients may not equal the total waivers reported.

TABLE B-22
FISCAL YEAR 2022
TOTAL TUITION AND FEE WAIVERS

Southern Illinois University Edwardsville

Note: Recipients are represented once for each waiver program

Rounding may cause some small variances in total values

(in thousands of dollars)	Number of Recipients (unduplicated)	Tuition Waived		Fees Waived	
		Number of Recipients (unduplicated)	Value of Waivers	Number of Recipients (unduplicated)	Value of Waivers
MANDATORY WAIVERS CATEGORY					
Teacher Special Education	29	29	256.6	29	87.6
General Assembly	-	-	-	-	-
ROTC	54	54	594.9	-	-
DCFS	31	31	205.3	-	-
Children of Employees	186	186	678.0	-	-
Senior Citizens	1	1	0.5	-	-
Honorary Scholarships	-	-	-	-	-
Veterans Grants & Scholarships*	436	436	2,453.1	356	691.1
Other**	-	-	-	-	-
SUBTOTAL	736	736	4,188.4	385	778.7
DISCRETIONARY WAIVERS CATEGORY					
Faculty/Administrators	56	56	237.3	-	-
Civil Service	99	99	349.9	-	-
Academic/Other Talent	135	135	996.1	2	2.5
Athletic	134	134	911.4	-	-
Gender Equity in Intercollegiate Athletics	111	111	882.3	-	-
Foreign Exchange Students	-	-	-	-	-
Out-of-State Students	-	-	-	-	-
Foreign Students	-	-	-	-	-
Student Need-Financial Aid	-	-	-	-	-
Student Need-Special Programs	43	43	38.6	-	-
Cooperating Professionals	214	213	439.7	1	3.7
Research Assistants	195	195	1,079.8	-	-
Teaching Assistants	444	444	2,441.4	-	-
Other Assistants	171	171	1,050.3	-	-
Student Employment	-	-	-	-	-
Interinstitutional/Related Agencies	77	77	305.3	-	-
Retired University Employees	-	-	-	-	-
Children of Deceased Employees	-	-	-	-	-
Contract/Training Grants	3	3	3.1	-	-
Other**	37	-	-	64	91.8
SUBTOTAL	1,666	1,601	8,735.2	67	98.0

Unduplicated Summary Tuition and/or Fees	Number of Recipients	Total Value of Waivers
Mandatory Waiver Category Total***	736	\$ 4,967.1
Discretionary Waiver Category Total***	1,666	\$ 8,833.2
Total Count of Waivers****	2,392	\$ 13,800.3

* Illinois Veterans Grants, Illinois National Guard Grants, and POW/MIA Scholarships. Includes only the waived portion of these grants.

** Other waiver categories must be approved by the Board of Higher Education prior to reporting.

*** Each recipient is only counted once in each category even if they receive multiple waivers in the same category. The totals only count the recipient one time so these numbers may not total.

**** Recipients are only counted once in the number of recipients for total waivers. The sum of mandatory waiver and discretionary waiver recipients may not equal the total waivers reported.

**TABLE B-23
FISCAL YEAR 2022**

UNDERGRADUATE TUITION AND FEE WAIVERS

Southern Illinois University Edwardsville

Note: Recipients are represented once for each waiver program

Rounding may cause some small variances in total values

(in thousands of dollars)	Number of Recipients (unduplicated)	Tuition Waived		Fees Waived	
		Number of Recipients (unduplicated)	Value of Waivers	Number of Recipients (unduplicated)	Value of Waivers
MANDATORY WAIVERS CATEGORY					
Teacher Special Education	24	24	226.0	24	78.3
General Assembly	-	-	-	-	-
ROTC	53	53	568.3	-	-
DCFS	29	29	189.3	-	-
Children of Employees	186	186	678.0	-	-
Senior Citizens	1	1	0.5	-	-
Honorary Scholarships	-	-	-	-	-
Veterans Grants & Scholarships*	336	336	1,875.5	262	554.8
Other**	-	-	-	-	-
SUBTOTAL	628	628	3,537.6	286	633.1
DISCRETIONARY WAIVERS CATEGORY					
Faculty/Administrators	13	13	57.9	-	-
Civil Service	47	47	163.4	-	-
Academic/Other Talent	119	119	871.0	-	-
Athletic	117	117	808.6	-	-
Gender Equity in Intercollegiate Athletics	108	108	836.6	-	-
Foreign Exchange Students	-	-	-	-	-
Out-of-State Students	-	-	-	-	-
Foreign Students	-	-	-	-	-
Student Need-Financial Aid	-	-	-	-	-
Student Need-Special Programs	43	43	38.6	-	-
Cooperating Professionals	2	1	0.3	1	3.7
Research Assistants	1	1	4.1	-	-
Teaching Assistants	6	6	35.0	-	-
Other Assistants	2	2	14.1	-	-
Student Employment	-	-	-	-	-
Interinstitutional/Related Agencies	20	20	77.3	-	-
Retired University Employees	-	-	-	-	-
Children of Deceased Employees	-	-	-	-	-
Contract/Training Grants	-	-	-	-	-
Other**	37	-	-	37	59.4
SUBTOTAL	510	472	2,906.9	38	63.1

Unduplicated Summary Tuition and/or Fees	Number of Recipients	Total Value of Waivers
Mandatory Waiver Category Total***	628	\$ 4,170.7
Discretionary Waiver Category Total***	510	\$ 2,970.0
Total Count of Waivers****	1,129	\$ 7,140.7

* Illinois Veterans Grants, Illinois National Guard Grants, and POW/MIA Scholarships. Includes only the waived portion of these grants.

** Other waiver categories must be approved by the Board of Higher Education prior to reporting.

*** Each recipient is only counted once in each category even if they receive multiple waivers in the same category. The totals only count the recipient one time so these numbers may not total.

**** Recipients are only counted once in the number of recipients for total waivers. The sum of mandatory waiver and discretionary waiver recipients may not equal the total waivers reported.

**TABLE B-24
FISCAL YEAR 2022**

GRADUATE TUITION AND FEE WAIVERS

Southern Illinois University Edwardsville

Note: Recipients are represented once for each waiver program

Rounding may cause some small variances in total values

(in thousands of dollars)	Number of Recipients (unduplicated)	Tuition Waived		Fees Waived	
		Number of Recipients (unduplicated)	Value of Waivers	Number of Recipients (unduplicated)	Value of Waivers
MANDATORY WAIVERS CATEGORY					
Teacher Special Education	5	5	30.6	5	9.3
General Assembly	-	-	-	-	-
ROTC	1	1	26.6	-	-
DCFS	2	2	16.0	-	-
Children of Employees	-	-	-	-	-
Senior Citizens	-	-	-	-	-
Honorary Scholarships	-	-	-	-	-
Veterans Grants & Scholarships*	100	100	577.6	94	136.3
Other**	-	-	-	-	-
SUBTOTAL	108	108	650.8	99	145.6
DISCRETIONARY WAIVERS CATEGORY					
Faculty/Administrators	43	43	179.4	-	-
Civil Service	52	52	186.5	-	-
Academic/Other Talent	16	16	125.1	2	2.5
Athletic	17	17	102.8	-	-
Gender Equity in Intercollegiate Athletics	3	3	45.7	-	-
Foreign Exchange Students	-	-	-	-	-
Out-of-State Students	-	-	-	-	-
Foreign Students	-	-	-	-	-
Student Need-Financial Aid	-	-	-	-	-
Student Need-Special Programs	-	-	-	-	-
Cooperating Professionals	212	212	439.4	-	-
Research Assistants	194	194	1,075.7	-	-
Teaching Assistants	438	438	2,406.4	-	-
Other Assistants	169	169	1,036.2	-	-
Student Employment	-	-	-	-	-
Interinstitutional/Related Agencies	57	57	228.0	-	-
Retired University Employees	-	-	-	-	-
Children of Deceased Employees	-	-	-	-	-
Contract/Training Grants	3	3	3.1	-	-
Other**	-	-	-	27	32.4
SUBTOTAL	1,156	1,129	5,828.3	29	34.9

Unduplicated Summary Tuition and/or Fees	Number of Recipients	Total Value of Waivers
Mandatory Waiver Category Total***	108	\$ 796.4
Discretionary Waiver Category Total***	1,156	\$ 5,863.2
Total Count of Waivers****	1,263	\$ 6,659.6

* Illinois Veterans Grants, Illinois National Guard Grants, and POW/MIA Scholarships. Includes only the waived portion of these grants.

** Other waiver categories must be approved by the Board of Higher Education prior to reporting.

*** Each recipient is only counted once in each category even if they receive multiple waivers in the same category. The totals only count the recipient one time so these numbers may not total.

**** Recipients are only counted once in the number of recipients for total waivers. The sum of mandatory waiver and discretionary waiver recipients may not equal the total waivers reported.

**TABLE B-25
FISCAL YEAR 2022
GRADUATE TUITION AND FEE WAIVERS**

SIU SCHOOL OF MEDICINE

Note: Recipients are represented once for each waiver program

Rounding may cause some small variances in total values

(in thousands of dollars)	Number of Recipients (unduplicated)	Tuition Waived		Fees Waived	
		Number of Recipients (unduplicated)	Value of Waivers	Number of Recipients (unduplicated)	Value of Waivers
MANDATORY WAIVERS CATEGORY					
Teacher Special Education					
General Assembly					
ROTC					
DCFS					
Children of Employees					
Senior Citizens					
Honorary Scholarships					
Veterans Grants & Scholarships*	14	14	269.1	1	0.7
Other**					
SUBTOTAL	14	14	269.1	1	0.7
DISCRETIONARY WAIVERS CATEGORY					
Faculty/Administrators					
Civil Service					
Academic/Other Talent					
Athletic					
Gender Equity in Intercollegiate Athletics					
Foreign Exchange Students					
Out-of-State Students					
Foreign Students					
Student Need-Financial Aid	20	20	332.0		
Student Need-Special Programs					
Cooperating Professionals					
Research Assistants					
Teaching Assistants					
Other Assistants					
Student Employment					
Interinstitutional/Related Agencies					
Retired University Employees					
Children of Deceased Employees					
Contract/Training Grants					
Other**					
SUBTOTAL	20	20	332.0	-	-

Unduplicated Summary Tuition and/or Fees	Number of Recipients	Total Value of Waivers
Mandatory Waiver Category Total***	14	\$ 269.8
Discretionary Waiver Category Total***	20	\$ 332.0
Total Count of Waivers****	34	\$ 601.8

* Illinois Veterans Grants, Illinois National Guard Grants, and POW/MIA Scholarships. Includes only the waived portion of these grants.

** Other waiver categories must be approved by the Board of Higher Education prior to reporting.

*** Each recipient is only counted once in each category even if they receive multiple waivers in the same category. The totals only count the recipient one time so these numbers may not total.

**** Recipients are only counted once in the number of recipients for total waivers. The sum of mandatory waiver and discretionary waiver recipients may not equal the total waivers reported.

TABLE B-26
FISCAL YEAR 2022
TOTAL TUITION AND FEE WAIVERS

University of Illinois at Chicago

Note: Recipients are represented once for each waiver program

Rounding may cause some small variances in total values

(in thousands of dollars)	Number of Recipients (unduplicated)	Tuition Waived		Fees Waived	
		Number of Recipients (unduplicated)	Value of Waivers	Number of Recipients (unduplicated)	Value of Waivers
MANDATORY WAIVERS CATEGORY					
Teacher Special Education	20	20	161.8	20	53.5
General Assembly	-	-	-	-	-
ROTC	64	64	564.6	-	-
DCFS	35	35	239.5	23	55.8
Children of Employees	216	216	1,253.2	-	-
Senior Citizens	-	-	-	-	-
Honorary Scholarships	35	35	584.7	-	-
Veterans Grants & Scholarships*	337	336	3,501.7	142	373.2
Other**	-	-	-	-	-
SUBTOTAL	704	703	6,305.5	185	482.5
DISCRETIONARY WAIVERS CATEGORY					
Faculty/Administrators	345	345	3,244.1	339	711.8
Civil Service	386	385	3,537.4	385	807.7
Academic/Other Talent	1,812	1,797	22,329.9	741	1,032.2
Athletic	206	206	2,660.5	-	-
Gender Equity in Intercollegiate Athletics	-	-	-	-	-
Foreign Exchange Students	-	-	-	-	-
Out-of-State Students	36	36	464.3	-	-
Foreign Students	1,180	-	-	1,180	140.5
Student Need-Financial Aid	10	10	19.0	-	-
Student Need-Special Programs	37	37	97.4	-	-
Cooperating Professionals	42	42	203.2	42	16.6
Research Assistants	1,104	1,103	17,296.3	1,103	2,355.3
Teaching Assistants	1,506	1,497	22,355.9	1,504	3,124.3
Other Assistants	1,178	460	6,369.2	1,165	1,076.6
Student Employment	-	-	-	-	-
Interinstitutional/Related Agencies	-	-	-	-	-
Retired University Employees	12	12	46.3	12	19.8
Children of Deceased Employees	-	-	-	-	-
Contract/Training Grants	-	-	-	-	-
Other**	-	-	-	-	-
SUBTOTAL	5,302	5,300	78,623.6	4,075	9,284.7

Unduplicated Summary Tuition and/or Fees	Number of Recipients	Total Value of Waivers
Mandatory Waiver Category Total***	704	\$ 6,788.0
Discretionary Waiver Category Total***	5,302	\$ 87,908.4
Total Count of Waivers****	5,836	\$ 94,696.3

* Illinois Veterans Grants, Illinois National Guard Grants, and POW/MIA Scholarships. Includes only the waived portion of these grants.

** Other waiver categories must be approved by the Board of Higher Education prior to reporting.

*** Each recipient is only counted once in each category even if they receive multiple waivers in the same category. The totals only count the recipient one time so these numbers may not total.

**** Recipients are only counted once in the number of recipients for total waivers. The sum of mandatory waiver and discretionary waiver recipients may not equal the total waivers reported.

TABLE B-27
FISCAL YEAR 2022
UNDERGRADUATE TUITION AND FEE WAIVERS

University of Illinois at Chicago

Note: Recipients are represented once for each waiver program

Rounding may cause some small variances in total values

(in thousands of dollars)	Number of Recipients (unduplicated)	Tuition Waived		Fees Waived	
		Number of Recipients (unduplicated)	Value of Waivers	Number of Recipients (unduplicated)	Value of Waivers
MANDATORY WAIVERS CATEGORY					
Teacher Special Education	1	1	8.8	1	2.9
General Assembly	-	-	-	-	-
ROTC	63	63	556.7	-	-
DCFS	33	33	215.0	21	52.2
Children of Employees	216	216	1,253.2	-	-
Senior Citizens	-	-	-	-	-
Honorary Scholarships	26	26	325.3	-	-
Veterans Grants & Scholarships*	210	210	1,911.3	54	155.8
Other**	-	-	-	-	-
SUBTOTAL	546	546	4,270.3	76	210.8
DISCRETIONARY WAIVERS CATEGORY					
Faculty/Administrators	6	6	28.4	6	8.6
Civil Service	53	53	278.4	53	110.6
Academic/Other Talent	956	956	6,688.8	-	-
Athletic	195	195	2,522.9	-	-
Gender Equity in Intercollegiate Athletics	-	-	-	-	-
Foreign Exchange Students	-	-	-	-	-
Out-of-State Students	36	36	464.3	-	-
Foreign Students	-	-	-	-	-
Student Need-Financial Aid	10	10	19.0	-	-
Student Need-Special Programs	37	37	97.4	-	-
Cooperating Professionals	1	1	1.2	1	0.1
Research Assistants	1	1	5.9	1	1.0
Teaching Assistants	2	2	11.9	2	2.1
Other Assistants	2	2	9.0	1	1.3
Student Employment	-	-	-	-	-
Interinstitutional/Related Agencies	-	-	-	-	-
Retired University Employees	1	1	3.2	1	2.0
Children of Deceased Employees	-	-	-	-	-
Contract/Training Grants	-	-	-	-	-
All Other**	-	-	-	-	-
SUBTOTAL	1,213	1,213	10,130.4	65	125.7

Unduplicated Summary Tuition and/or Fees	Number of Recipients	Total Value of Waivers
Mandatory Waiver Category Total***	546	\$ 4,481.1
Discretionary Waiver Category Total***	1,213	\$ 10,256.2
Total Count of Waivers****	1,748	\$ 14,737.3

* Illinois Veterans Grants, Illinois National Guard Grants, and POW/MIA Scholarships. Includes only the waived portion of these grants.

** Other waiver categories must be approved by the Board of Higher Education prior to reporting.

*** Each recipient is only counted once in each category even if they receive multiple waivers in the same category. The totals only count the recipient one time so these numbers may not total.

**** Recipients are only counted once in the number of recipients for total waivers. The sum of mandatory waiver and discretionary waiver recipients may not equal the total waivers reported.

TABLE B-28
FISCAL YEAR 2022
GRADUATE TUITION AND FEE WAIVERS

University of Illinois at Chicago

Note: Recipients are represented once for each waiver program

Rounding may cause some small variances in total values

(in thousands of dollars)	Number of Recipients (unduplicated)	Tuition Waived		Fees Waived	
		Number of Recipients (unduplicated)	Value of Waivers	Number of Recipients (unduplicated)	Value of Waivers
MANDATORY WAIVERS CATEGORY					
Teacher Special Education	19	19	152.9	19	50.7
General Assembly	-	-	-	-	-
ROTC	1	1	7.9	-	-
DCFS	2	2	24.6	2	3.6
Children of Employees	-	-	-	-	-
Senior Citizens	-	-	-	-	-
Honorary Scholarships	9	9	259.5	-	-
Veterans Grants & Scholarships*	127	126	1,590.3	88	217.4
Other**	-	-	-	-	-
SUBTOTAL	158	157	2,035.2	109	271.6
DISCRETIONARY WAIVERS CATEGORY					
Faculty/Administrators	339	339	3,215.7	333	703.2
Civil Service	333	332	3,259.0	332	697.0
Academic/Other Talent	856	841	15,641.2	741	1,032.2
Athletic	11	11	137.6	-	-
Gender Equity in Intercollegiate Athletics	-	-	-	-	-
Foreign Exchange Students	-	-	-	-	-
Out-of-State Students	-	-	-	-	-
Foreign Students	1,180	-	-	1,180	140.5
Student Need-Financial Aid	-	-	-	-	-
Student Need-Special Programs	-	-	-	-	-
Cooperating Professionals	41	41	202.0	41	16.5
Research Assistants	1,103	1,102	17,290.3	1,102	2,354.2
Teaching Assistants	1,504	1,495	22,344.1	1,502	3,122.2
Other Assistants	1,176	458	6,360.2	1,164	1,075.3
Student Employment	-	-	-	-	-
Interinstitutional/Related Agencies	-	-	-	-	-
Retired University Employees	11	11	43.0	11	17.8
Children of Deceased Employees	-	-	-	-	-
Contract/Training Grants	-	-	-	-	-
Other**	-	-	-	-	-
SUBTOTAL	4,089	4,087	68,493.2	4,010	9,159.0

Unduplicated Summary Tuition and/or Fees	Number of Recipients	Total Value of Waivers
Mandatory Waiver Category Total***	158	\$ 2,306.9
Discretionary Waiver Category Total***	4,089	\$ 77,652.2
Total Count of Waivers****	4,088	\$ 79,959.1

* Illinois Veterans Grants, Illinois National Guard Grants, and POW/MIA Scholarships. Includes only the waived portion of these grants.

** Other waiver categories must be approved by the Board of Higher Education prior to reporting.

*** Each recipient is only counted once in each category even if they receive multiple waivers in the same category. The totals only count the recipient one time so these numbers may not total.

**** Recipients are only counted once in the number of recipients for total waivers. The sum of mandatory waiver and discretionary waiver recipients may not equal the total waivers reported.

TABLE B-29
FISCAL YEAR 2022
TOTAL TUITION AND FEE WAIVERS

University of Illinois at Springfield

Note: Recipients are represented once for each waiver program

Rounding may cause some small variances in total values

(in thousands of dollars)	Number of Recipients (unduplicated)	Tuition Waived		Fees Waived	
		Number of Recipients (unduplicated)	Value of Waivers	Number of Recipients (unduplicated)	Value of Waivers
MANDATORY WAIVERS CATEGORY					
Teacher Special Education	1	1	2.9	-	-
General Assembly	-	-	-	-	-
ROTC	-	-	-	-	-
DCFS	6	6	40.0	-	-
Children of Employees	28	28	131.4	-	-
Senior Citizens	1	1	5.3	-	-
Honorary Scholarships	58	58	447.0	-	-
Veterans Grants & Scholarships*	186	186	805.3	141	70.4
Other (Teacher of the Year)**	1	1	8.7	-	-
SUBTOTAL	281	281	1,440.7	141	70.4
DISCRETIONARY WAIVERS CATEGORY					
Faculty/Administrators	57	57	272.6	57	51.4
Civil Service	123	123	437.0	120	56.4
Academic/Other Talent	11	11	82.5	-	-
Athletic	65	65	338.8	-	-
Gender Equity in Intercollegiate Athletics	57	57	298.0	-	-
Foreign Exchange Students	13	13	147.9	13	18.9
Out-of-State Students	-	-	-	-	-
Foreign Students	-	-	-	-	-
Student Need-Financial Aid	45	45	74.7	-	-
Student Need-Special Programs	31	31	45.3	31	33.9
Cooperating Professionals	5	5	12.4	4	0.4
Research Assistants	3	3	31.4	3	2.2
Teaching Assistants	6	6	45.6	6	5.0
Other Assistants	175	175	1,273.3	54	40.8
Student Employment	-	-	-	-	-
Interinstitutional/Related Agencies	35	35	111.8	-	-
Retired University Employees	3	3	4.8	3	0.6
Children of Deceased Employees	-	-	-	-	-
Contract/Training Grants	-	-	-	-	-
All Other (Dual Credit Waiver)**	-	-	-	-	-
SUBTOTAL	621	621	3,176.0	284	209.6

Unduplicated Summary Tuition and/or Fees	Number of Recipients	Total Value of Waivers
Mandatory Waiver Category Total***	281	\$ 1,511.1
Discretionary Waiver Category Total***	621	\$ 3,385.6
Total Count of Waivers****	899	\$ 4,896.7

* Illinois Veterans Grants, Illinois National Guard Grants, and POW/MIA Scholarships. Includes only the waived portion of these grants.

** Other waiver categories must be approved by the Board of Higher Education prior to reporting.

*** Each recipient is only counted once in each category even if they receive multiple waivers in the same category. The totals only count the recipient one time so these numbers may not total.

**** Recipients are only counted once in the number of recipients for total waivers. The sum of mandatory waiver and discretionary waiver recipients may not equal the total waivers reported.

TABLE B-30
FISCAL YEAR 2022
UNDERGRADUATE TUITION AND FEE WAIVERS

University of Illinois at Springfield

Note: Recipients are represented once for each waiver program

Rounding may cause some small variances in total values

(in thousands of dollars)	Number of Recipients (unduplicated)	Tuition Waived		Fees Waived	
		Number of Recipients (unduplicated)	Value of Waivers	Number of Recipients (unduplicated)	Value of Waivers
MANDATORY WAIVERS CATEGORY					
Teacher Special Education					
General Assembly					
ROTC					
DCFS	6	6	40.0		
Children of Employees	28	28	131.4		
Senior Citizens					
Honorary Scholarships	49	49	410.4		
Veterans Grants & Scholarships*	115	115	558.4	88	46.1
Other**					
SUBTOTAL	198	198	1,140.2	88	46.1
DISCRETIONARY WAIVERS CATEGORY					
Faculty/Administrators	2	2	15.4	2	3.3
Civil Service	43	43	140.8	40	17.0
Academic/Other Talent	11	11	82.5		
Athletic	65	65	338.8		
Gender Equity in Intercollegiate Athletics	53	53	290.5		
Foreign Exchange Students	13	13	147.9	13	18.9
Out-of-State Students					
Foreign Students					
Student Need-Financial Aid	45	45	74.7		
Student Need-Special Programs	31	31	45.3	31	33.9
Cooperating Professionals					
Research Assistants					
Teaching Assistants					
Other Assistants					
Student Employment					
Interinstitutional/Related Agencies	13	13	43.1		
Retired University Employees					
Children of Deceased Employees					
Contract/Training Grants					
All Other (Dual Credit Waiver)**					
SUBTOTAL	275	275	1,179.0	86	73.2

Unduplicated Summary Tuition and/or Fees	Number of Recipients	Total Value of Waivers
Mandatory Waiver Category Total***	198	\$ 1,186.3
Discretionary Waiver Category Total***	275	\$ 1,252.1
Total Count of Waivers****	471	\$ 2,438.4

* Illinois Veterans Grants, Illinois National Guard Grants, and POW/MIA Scholarships. Includes only the waived portion of these grants.

** Other waiver categories must be approved by the Board of Higher Education prior to reporting.

*** Each recipient is only counted once in each category even if they receive multiple waivers in the same category. The totals only count the recipient one time so these numbers may not total.

**** Recipients are only counted once in the number of recipients for total waivers. The sum of mandatory waiver and discretionary waiver recipients may not equal the total waivers reported.

**TABLE B-31
FISCAL YEAR 2022
GRADUATE TUITION AND FEE WAIVERS**

University of Illinois at Springfield

Note: Recipients are represented once for each waiver program

Rounding may cause some small variances in total values

(in thousands of dollars)	Number of Recipients (unduplicated)	Tuition Waived		Fees Waived	
		Number of Recipients (unduplicated)	Value of Waivers	Number of Recipients (unduplicated)	Value of Waivers
MANDATORY WAIVERS CATEGORY					
Teacher Special Education	1	1	2.9		
General Assembly					
ROTC					
DCFS					
Children of Employees					
Senior Citizens	1	1	5.3		
Honorary Scholarships	9	9	36.6		
Veterans Grants & Scholarships*	71	71	246.9	53	24.3
Other (Teacher of the Year)**	1	1	8.7		
SUBTOTAL	83	83	300.5	53	24.3
DISCRETIONARY WAIVERS CATEGORY					
Faculty/Administrators	55	55	257.1	55	48.1
Civil Service	80	80	296.3	80	39.4
Academic/Other Talent					
Athletic					
Gender Equity in Intercollegiate Athletics	4	4	7.5		
Foreign Exchange Students					
Out-of-State Students					
Foreign Students					
Student Need-Financial Aid					
Student Need-Special Programs					
Cooperating Professionals	5	5	12.4	4	0.4
Research Assistants	3	3	31.4	3	2.2
Teaching Assistants	6	6	45.6	6	5.0
Other Assistants	175	175	1,273.3	54	40.8
Student Employment					
Interinstitutional/Related Agencies	22	22	68.7		
Retired University Employees	3	3	4.8	3	0.6
Children of Deceased Employees					
Contract/Training Grants					
Other**			-	-	-
SUBTOTAL	346	346	1,997.1	198	136.4

Unduplicated Summary Tuition and/or Fees	Number of Recipients	Total Value of Waivers
Mandatory Waiver Category Total***	83	\$ 324.8
Discretionary Waiver Category Total***	346	\$ 2,133.5
Total Count of Waivers****	428	\$ 2,458.3

* Illinois Veterans Grants, Illinois National Guard Grants, and POW/MIA Scholarships. Includes only the waived portion of these grants.

** Other waiver categories must be approved by the Board of Higher Education prior to reporting.

*** Each recipient is only counted once in each category even if they receive multiple waivers in the same category. The totals only count the recipient one time so these numbers may not total.

**** Recipients are only counted once in the number of recipients for total waivers. The sum of mandatory waiver and discretionary waiver recipients may not equal the total waivers reported.

TABLE B-32
FISCAL YEAR 2022
TOTAL TUITION AND FEE WAIVERS

University of Illinois at Urbana-Champaign

Note: Recipients are represented once for each waiver program

Rounding may cause some small variances in total values

(in thousands of dollars)	Number of Recipients (unduplicated)	Tuition Waived		Fees Waived	
		Number of Recipients (unduplicated)	Value of Waivers	Number of Recipients (unduplicated)	Value of Waivers
MANDATORY WAIVERS CATEGORY					
Teacher Special Education	67	67	825.4	67	297.7
General Assembly	-	-	-	-	-
ROTC	142	142	1,477.5	4	2.3
DCFS	35	35	408.8	35	161.2
Children of Employees	682	682	4,808.6	-	-
Senior Citizens	2	2	40.0	-	-
Honorary Scholarships	288	288	4,012.8	-	-
Veterans Grants & Scholarships*	372	372	3,248.9	48	181.5
Other (DCFS & Teacher of the Year)**	12	12	71.2	1	3.5
SUBTOTAL	1,594	1,594	14,893.4	155	646.2
DISCRETIONARY WAIVERS CATEGORY					
Faculty/Administrators	337	337	2,666.5	-	-
Civil Service	164	164	1,016.6	-	-
Academic/Other Talent	1,670	1,517	7,862.3	597	467.2
Athletic	-	-	-	-	-
Gender Equity in Intercollegiate Athletics	-	-	-	-	-
Foreign Exchange Students	479	479	9,718.6	470	719.7
Out-of-State Students	-	-	-	-	-
Foreign Students	16	16	95.0	-	-
Student Need-Financial Aid	1,343	1,343	6,566.1	-	-
Student Need-Special Programs	-	-	-	-	-
Cooperating Professionals	145	145	877.7	-	-
Research Assistants	3,946	3,943	96,356.0	3,800	5,444.6
Teaching Assistants	2,787	2,786	58,136.0	2,773	3,849.7
Other Assistants	1,818	1,702	18,461.7	1,808	1,372.5
Student Employment	-	-	-	-	-
Interinstitutional/Related Agencies	63	63	615.8	-	-
Retired University Employees	5	5	30.7	4	2.4
Children of Deceased Employees	-	-	-	-	-
Contract/Training Grants	97	97	2,509.2	96	63.2
All Other (Fellowships/Trainee & COVID-19 Health W	1,285	1,185	29,673.6	1,273	1,878.1
SUBTOTAL	11,113	11,104	234,585.7	7,981	13,797.5

Unduplicated Summary Tuition and/or Fees	Number of Recipients	Total Value of Waivers
Mandatory Waiver Category Total***	1,594	\$ 15,539.6
Discretionary Waiver Category Total***	11,113	\$ 248,383.2
Total Count of Waivers****	12,651	\$ 263,922.8

* Illinois Veterans Grants, Illinois National Guard Grants, and POW/MIA Scholarships. Includes only the waived portion of these grants.

** Other waiver categories must be approved by the Board of Higher Education prior to reporting.

*** Each recipient is only counted once in each category even if they receive multiple waivers in the same category. The totals only count the recipient one time so these numbers may not total.

Recipients are only counted once in the number of recipients for total waivers. The sum of mandatory waiver and discretionary waiver recipients may

**** not equal the total waivers reported.

**TABLE B-33
FISCAL YEAR 2022**

UNDERGRADUATE TUITION AND FEE WAIVERS

University of Illinois at Urbana-Champaign

Note: Recipients are represented once for each waiver program

Rounding may cause some small variances in total values

(in thousands of dollars)	Number of Recipients (unduplicated)	Tuition Waived		Fees Waived	
		Number of Recipients (unduplicated)	Value of Waivers	Number of Recipients (unduplicated)	Value of Waivers
MANDATORY WAIVERS CATEGORY					
Teacher Special Education	64	64	767.4	64	279.7
General Assembly	-	-	-	-	-
ROTC	142	142	1,477.5	4	2.3
DCFS	30	30	314.8	30	138.6
Children of Employees	682	682	4,808.6	-	-
Senior Citizens	-	-	-	-	-
Honorary Scholarships	248	248	3,415.4	-	-
Veterans Grants & Scholarships*	171	171	1,804.7	32	128.2
Other (DCFS) **	9	9	54.6		
SUBTOTAL	1,340	1,340	12,643.0	130	548.8
DISCRETIONARY WAIVERS CATEGORY					
Faculty/Administrators	1	1	1.8		
Civil Service	25	25	117.9		
Academic/Other Talent	1,311	1,307	5,478.0	284	223.4
Athletic					
Gender Equity in Intercollegiate Athletics					
Foreign Exchange Students	449	449	9,127.5	449	688.3
Out-of-State Students					
Foreign Students	16	16	95.0		
Student Need-Financial Aid	1,342	1,342	6,562.9		
Student Need-Special Programs					
Cooperating Professionals					
Research Assistants					
Teaching Assistants					
Other Assistants					
Student Employment					
Interinstitutional/Related Agencies	3	3	18.2		
Retired University Employees	1	1	3.7	1	0.6
Children of Deceased Employees					
Contract/Training Grants					
All Other (Please Specify)**					
SUBTOTAL	3,134	3,130	21,405.0	734	912.3

Unduplicated Summary Tuition and/or Fees	Number of Recipients	Total Value of Waivers
Mandatory Waiver Category Total***	1,340	\$ 13,191.8
Discretionary Waiver Category Total***	3,134	\$ 22,317.4
Total Count of Waivers****	4,419	\$ 35,509.1

* Illinois Veterans Grants, Illinois National Guard Grants, and POW/MIA Scholarships. Includes only the waived portion of these grants.

** Other waiver categories must be approved by the Board of Higher Education prior to reporting.

*** Each recipient is only counted once in each category even if they receive multiple waivers in the same category. The totals only count the recipient one time so these numbers may not total.

Recipients are only counted once in the number of recipients for total waivers. The sum of mandatory waiver and discretionary waiver recipients

**** may not equal the total waivers reported.

**TABLE B-34
FISCAL YEAR 2022**

GRADUATE TUITION AND FEE WAIVERS

University of Illinois at Urbana-Champaign

Note: Recipients are represented once for each waiver program

Rounding may cause some small variances in total values

(in thousands of dollars)	Number of Recipients (unduplicated)	Tuition Waived		Fees Waived	
		Number of Recipients (unduplicated)	Value of Waivers	Number of Recipients (unduplicated)	Value of Waivers
MANDATORY WAIVERS CATEGORY					
Teacher Special Education	3	3	58.0	3	18.0
General Assembly					
ROTC					
DCFS	5	5	94.0	5	22.6
Children of Employees					
Senior Citizens	2	2	40.0		
Honorary Scholarships	40	40	597.5		
Veterans Grants & Scholarships*	201	201	1,444.3	16	53.4
Other (DCFS & Teacher of the Year)**	3	3	16.6	1	3.5
SUBTOTAL	254	254	2,250.4	25	97.4
DISCRETIONARY WAIVERS CATEGORY					
Faculty/Administrators	336	336	2,664.7		
Civil Service	139	139	898.7		
Academic/Other Talent	359	210	2,384.3	313	243.8
Athletic					
Gender Equity in Intercollegiate Athletics					
Foreign Exchange Students	30	30	591.1	21	31.5
Out-of-State Students					
Foreign Students					
Student Need-Financial Aid	1	1	3.2		
Student Need-Special Programs					
Cooperating Professionals	145	145	877.7		
Research Assistants	3,946	3,943	96,356.0	3,800	5,444.6
Teaching Assistants	2,787	2,786	58,136.0	2,773	3,849.7
Other Assistants	1,818	1,702	18,461.7	1,808	1,372.5
Student Employment					
Interinstitutional/Related Agencies	60	60	597.6		
Retired University Employees	4	4	27.0	3	1.8
Children of Deceased Employees					
Contract/Training Grants	97	97	2,509.2	96	63.2
All Other (Fellowships/Trainee)**	1,285	1,185	29,673.6	1,273	1,878.1
SUBTOTAL	7,979	7,974	213,180.6	7,247	12,885.2

Unduplicated Summary Tuition and/or Fees	Number of Recipients	Total Value of Waivers
Mandatory Waiver Category Total***	254	\$ 2,347.8
Discretionary Waiver Category Total***	7,979	\$ 226,065.8
Total Count of Waivers****	8,232	\$ 228,413.6

* Illinois Veterans Grants, Illinois National Guard Grants, and POW/MIA Scholarships. Includes only the waived portion of these grants.

** Other waiver categories must be approved by the Board of Higher Education prior to reporting.

*** Each recipient is only counted once in each category even if they receive multiple waivers in the same category. The totals only count the recipient one time so these numbers may not total.

**** Recipients are only counted once in the number of recipients for total waivers. The sum of mandatory waiver and discretionary waiver recipients may not equal the total waivers reported.

**TABLE B-35
FISCAL YEAR 2022
TOTAL TUITION AND FEE WAIVERS**

WESTERN ILLINOIS UNIVERSITY

Note: Recipients are represented once for each waiver program

Rounding may cause some small variances in total values

(in thousands of dollars)	Number of Recipients (unduplicated)	Tuition Waived		Fees Waived	
		Number of Recipients (unduplicated)	Value of Waivers	Number of Recipients (unduplicated)	Value of Waivers
MANDATORY WAIVERS CATEGORY					
Teacher Special Education	10	10	76.9	14	24.0
General Assembly	-	-	-	-	-
ROTC	40	41	325.2	41	28.3
DCFCS	18	26	45.8	26	24.3
Children of Employees	83	84	326.5	-	-
Senior Citizens	-	-	-	-	-
Honorary Scholarships	-	-	-	-	-
Veterans Grants & Scholarships*	298	436	1,752.1	-	-
Other**	-	-	-	-	-
SUBTOTAL	449	597	2,526.5	81	76.6
DISCRETIONARY WAIVERS CATEGORY					
Faculty/Administrators	30	30	77.5	29	18.8
Civil Service	79	80	194.1	96	47.0
Academic/Other Talent	186	199	360.2	-	-
Athletic	161	167	941.8	1	0.8
Gender Equity in Intercollegiate Athletics	107	111	654.4	-	-
Foreign Exchange Students	-	-	-	-	-
Out-of-State Students	-	-	-	-	-
Foreign Students	8	8	58.9	3	5.5
Student Need-Financial Aid	-	-	-	-	-
Student Need-Special Programs	-	-	-	-	-
Cooperating Professionals	73	71	110.5	69	20.3
Research Assistants	29	31	145.8	-	-
Teaching Assistants	226	257	1,520.3	-	-
Other Assistants	230	238	1,484.1	-	-
Student Employment	-	-	-	-	-
Interinstitutional/Related Agencies	-	-	-	-	-
Retired University Employees	18	18	21.3	24	5.8
Children of Deceased Employees	2	2	16.6	2	5.1
Contract/Training Grants	-	-	-	-	-
All Other (Children of Retired Employees)**	4	4	14.8	-	-
SUBTOTAL	1,153	1,216	5,600.1	224	103.3

Unduplicated Summary Tuition and/or Fees	Number of Recipients	Total Value of Waivers
Mandatory Waiver Category Total***	449	\$ 2,603.1
Discretionary Waiver Category Total***	1,153	\$ 5,703.4
Total Count of Waivers****	1,602	\$ 8,306.5

* Illinois Veterans Grants, Illinois National Guard Grants, and POW/MIA Scholarships. Includes only the waived portion of these grants.

** Other waiver categories must be approved by the Board of Higher Education prior to reporting.

*** Each recipient is only counted once in each category even if they receive multiple waivers in the same category. The totals only count the recipient one time so these numbers may not total.

**** Recipients are only counted once in the number of recipients for total waivers. The sum of mandatory waiver and discretionary waiver recipients may not equal the total waivers reported.

**TABLE B-36
FISCAL YEAR 2022**

UNDERGRADUATE TUITION AND FEE WAIVERS

WESTERN ILLINOIS UNIVERSITY

Note: Recipients are represented once for each waiver program

Rounding may cause some small variances in total values

(in thousands of dollars)	Number of Recipients (unduplicated)	Tuition Waived		Fees Waived	
		Number of Recipients (unduplicated)	Value of Waivers	Number of Recipients (unduplicated)	Value of Waivers
MANDATORY WAIVERS CATEGORY					
Teacher Special Education	8	8	70.0	11	22.4
General Assembly					
ROTC	39	39	319.8	39	23.7
DCFS	18	26	45.8	26	24.3
Children of Employees	83	84	326.5		
Senior Citizens					
Honorary Scholarships					
Veterans Grants & Scholarships*	247	360	1,555.8		
Other**					
SUBTOTAL	395	517	2,317.9	76	70.4
DISCRETIONARY WAIVERS CATEGORY					
Faculty/Administrators					
Civil Service	35	36	97.0	44	24.9
Academic/Other Talent	180	193	344.7		
Athletic	140	144	841.7	1	0.8
Gender Equity in Intercollegiate Athletics	103	107	634.9		
Foreign Exchange Students					
Out-of-State Students					
Foreign Students	3	3	21.3	3	5.5
Student Need-Financial Aid					
Student Need-Special Programs					
Cooperating Professionals					
Research Assistants					
Teaching Assistants					
Other Assistants	3	3	0.8		
Student Employment					
Interinstitutional/Related Agencies					
Retired University Employees	1	1	0.3	1	0.1
Children of Deceased Employees	2	2	16.6	2	5.1
Contract/Training Grants					
All Other (Children of Retired Employees)**	4	4	14.8		
SUBTOTAL	471	493	1,972.1	51	36.4

Unduplicated Summary Tuition and/or Fees	Number of Recipients	Total Value of Waivers
Mandatory Waiver Category Total***	395	\$ 2,388.3
Discretionary Waiver Category Total***	471	\$ 2,008.5
Total Count of Waivers****	866	\$ 4,396.8

* Illinois Veterans Grants, Illinois National Guard Grants, and POW/MIA Scholarships. Includes only the waived portion of these grants.

** Other waiver categories must be approved by the Board of Higher Education prior to reporting.

*** Each recipient is only counted once in each category even if they receive multiple waivers in the same category. The totals only count the recipient one time so these numbers may not total.

Recipients are only counted once in the number of recipients for total waivers. The sum of mandatory waiver and discretionary waiver recipients

**** may not equal the total waivers reported.

TABLE B-37
FISCAL YEAR 2022
GRADUATE TUITION AND FEE WAIVERS

WESTERN ILLINOIS UNIVERSITY

Note: Recipients are represented once for each waiver program

Rounding may cause some small variances in total values

(in thousands of dollars)	Number of Recipients (unduplicated)	Tuition Waived		Fees Waived	
		Number of Recipients (unduplicated)	Value of Waivers	Number of Recipients (unduplicated)	Value of Waivers
MANDATORY WAIVERS CATEGORY					
Teacher Special Education	2	2	6.9	3	1.6
General Assembly					
ROTC	1	2	5.4	2	4.6
DCFS					
Children of Employees					
Senior Citizens					
Honorary Scholarships					
Veterans Grants & Scholarships*	51	76	196.3		
Other**					
SUBTOTAL	54	80	208.6	5	6.2
DISCRETIONARY WAIVERS CATEGORY					
Faculty/Administrators	30	30	77.5	29	18.8
Civil Service	44	44	97.1	52	22.1
Academic/Other Talent	6	6	15.5		
Athletic	21	23	100.1		
Gender Equity in Intercollegiate Athletics	4	4	19.5		
Foreign Exchange Students					
Out-of-State Students					
Foreign Students	5	5	37.6		
Student Need-Financial Aid					
Student Need-Special Programs					
Cooperating Professionals	73	71	110.5	69	20.3
Research Assistants	29	31	145.8		
Teaching Assistants	226	257	1,520.3		
Other Assistants	227	235	1,483.3		
Student Employment					
Interinstitutional/Related Agencies					
Retired University Employees	17	17	21.0	23	5.7
Children of Deceased Employees					
Contract/Training Grants					
Other**					
SUBTOTAL	682	723	3,628.0	173	66.9

Unduplicated Summary Tuition and/or Fees	Number of Recipients	Total Value of Waivers
Mandatory Waiver Category Total***	54	\$ 214.8
Discretionary Waiver Category Total***	682	\$ 3,694.9
Total Count of Waivers****	736	\$ 3,909.7

* Illinois Veterans Grants, Illinois National Guard Grants, and POW/MIA Scholarships. Includes only the waived portion of these grants.

** Other waiver categories must be approved by the Board of Higher Education prior to reporting.

*** Each recipient is only counted once in each category even if they receive multiple waivers in the same category. The totals only count the recipient one time so these numbers may not total.

Recipients are only counted once in the number of recipients for total waivers. The sum of mandatory waiver and discretionary waiver recipients

**** may not equal the total waivers reported.

Standard Tuition and Fee Waiver Chart of Accounts

1.0 Mandatory Waivers: Tuition and fee waivers authorized by legislation that requires universities to grant to eligible students.

1.1 Teachers Scholarships: Special Education Grants (110 ILCS 947/65.15): Provides tuition and necessary fee awards to encourage current teachers and academically talented students to pursue careers in any area of special education as a public or private elementary or secondary school teacher in Illinois. Recipients are exempt from paying tuition and fees at an eligible institution for up to four years.

Purpose: To provide financial incentives to pursue special education teacher training.

Goals: To increase the number of certified special education teachers.

Eligibility and Criteria: Participants must be a United States citizen or an eligible non-citizen; an Illinois resident; agree to take courses to prepare for the teaching of handicapped children or children with learning disabilities; be an Illinois high school graduate and rank in the upper half of the graduating class, or hold a valid teaching certificate that is not in the discipline of special education; and not have received a waiver under this program in the past. Participants are required to contract with the Illinois State Scholarship Commission and teach special education for two years within the 5-year period following graduation.

1.2 General Assembly Scholarships (105 ILCS 5/30-9): Each member of the General Assembly may grant, annually, two four-year scholarships, one for the University of Illinois, and the other for any state-supported university, to persons from his/her district. The scholarships exempt the holder from paying tuition or fees, with the exception of fees for book rental, service, laboratory, supply, union building, hospital and medical insurance, and any fees pledged for the payment of interest and principal on bonds for the operation and maintenance of buildings.

Purpose: To extend opportunities for attending the University of Illinois or other state-supported universities.

Goals: To promote scholarship, and provide incentives for students living in a legislator's district.

Eligibility and Criteria: Students must live in the nominating legislator's district and are required to sign a waiver of confidentiality concerning scholarship information.

This program has been phased out and only remaining waivers for this program are those that were previously issued.

1.3 Reserve Officers' Training Corps (ROTC) Scholarships (105 ILCS 5/30-16): Scholarships are offered to residents of Illinois whose scholastic standing enables them to enroll in ROTC programs. The scholarships exempt the holder from paying tuition or fees, with the exception of fees for book rental, service, laboratory, supply, union building, hospital and medical insurance, and any fees pledged for the payment of interest and principal on bonds for the operation and maintenance of buildings.

Purpose: The General Assembly declared that it is essential for the national defense and for the defense of the state of Illinois that among those residents of this State receiving higher education, provisions should be made for Reserve Officer's Training Corps training. In order to provide officers for the several Armed Forces of the United States of America, scholarships should be furnished to eligible residents, in order to encourage their participation in the Reserve Officer's Training Corps programs.

Goals: To increase the participation of students in the Reserve Officer's Training Corps programs.

Eligibility and Criteria: Residents of the State of Illinois whose scholastic standing will enable them to enroll in the Reserve Officer's Training Corp programs available at universities supported by the state of Illinois. Applicants are required to take an examination each year according to rules prescribed by the presidents, or designees, of participating institutions. Scholarships are awarded on a merit basis to those eligible recipients receiving the highest grades with evidence of leadership ability. Applicants also must submit to the institution Selective Service registration compliance documentation. Waivers shall be

awarded at each university on the basis of the equivalent of 10 scholarships per class, per branch of service, each academic year to eligible recipients.

1.4 Department of Children and Family Services (DCFS) Scholarships and Fee Waiver (20 ILCS 505/8): DCFS annually selects 48 children, at least four of whom are children of veterans, for scholarship and fee waivers for four consecutive years at any university or college maintained by the state of Illinois. Selection is based on scholastic record, aptitude, and general interest in higher education.

Purpose: To give financial assistance for college expenses to selected children under the care of the Department.

Goals: To provide educational incentives to children under the care of the Department with an interest and aptitude for higher education.

Eligibility and Criteria: The Department may select 48 students under their care, at least four of whom must be children of veterans, on the basis of scholastic record, aptitude, and interest in higher education, and who have completed four years of high school.

1.5 Partial Tuition Waivers for Children of University Employees (110 ILCS 305/7f, 660/5-90, 665/10-91, 670/15-90, 675/20-91, 680/25-91, 685/30-90, and 690/35-90): Public university governing boards must offer fifty percent tuition waivers for undergraduate education to the children of employees who have been employed by the granting university and/or any public university in Illinois for an aggregate of at least seven years. Participants must be under the age of 25 and qualify for admission to the university.

Purpose: To grant partial tuition waivers to the children of employees to attend the university.

Goals: To provide financial incentives for the children of employees to attend the university and to provide an employee benefit for the faculty and staff of state supported universities.

Eligibility and Criteria: The parent or guardian of the waiver recipient must have been employed by any public university for at least seven years. Children receiving the waivers must be undergraduates under age 25 at the commencement of the academic year the waiver takes effect, must qualify for admission, and can only receive a maximum of four years of partial tuition waiver benefits.

1.6 Senior Citizen Courses Act (110 ILCS 990): Permits senior citizens, over the age of 65, to enroll in regularly scheduled credit courses at public institutions of higher education without payment of tuition. Does not include payment of fees. Limited to persons whose annual income is less than the threshold amount in the Senior Citizens and Disabled Persons Property Tax Relief and Pharmaceutical Assistance Act.

Purpose: To provide tuition free credit courses for senior citizens that attend public institutions of higher education in Illinois.

Goals: To provide opportunities for financially disadvantaged senior citizens to enroll in courses in higher education.

Eligibility and Criteria: Must be age 65 or older with an annual household income below the threshold amount of the Senior Citizens and Disabled Persons Property Tax Relief and Pharmaceutical Assistance Act.

1.7 Honorary Scholarships (110 ILCS 305/9): Each county is entitled, annually, to one four-year honorary scholarship at the University of Illinois for children of persons who served in the armed forces of the United States during the periods of hostility specified in statute. Preference is given to children of such persons deceased or disabled. Does not include payment of fees.

Purpose: To provide four-year scholarships to the children of veterans of the armed forces who served during a period of hostility.

Goals: To provide an educational benefit for the children of veterans.

Eligibility and Criteria: Each Illinois county is entitled to award one scholarship to the University of Illinois. Preference is given to the children of deceased or disabled veterans. Recipients must have attained proficiency in the courses usually taught in secondary schools, be of good moral character, be older than 15

years of age, and qualify for admission to the university.

2.0 Discretionary Waivers: Tuition and fee waivers determined by legislation or university policy that may be awarded at the discretion of the institution.

2.1 Faculty/Staff Waivers: Tuition and fee waivers awarded to university faculty, staff, or other employees or their dependents. Includes tuition and fee waivers given to other university employees or agencies as a condition of employment or through reciprocal agreements.

Purpose: To provide educational benefits to the employees of the university, their dependents and employees of other institutions or agencies with reciprocal agreements.

Goals: To reward employee service, and increase employee retention through free or reduced-cost educational benefits.

Eligibility and Criteria: Must be a member of the university faculty or administrative staff or an employee covered by the State Universities Civil Service System.

2.1.1 Faculty/Administrators: Waivers granted to faculty and administrative staff of the university. Does not include civil service employees under the State Universities Civil Service System.

2.1.2 Civil Service Staff: University Employees: Tuition waivers recommended by the University Civil Service Merit Board and adopted by public university governing boards for tuition charges for their own university employees covered under the State Universities Civil Service System. These waivers are excluded from the Board of Higher Education's tuition waiver limitation.

2.1.3 Civil Service Staff: Interinstitutional/Related Agencies: Tuition waivers granted at the discretion of the University or through reciprocal agreements for employees of other institutions or agencies whose positions are considered equivalent to positions of the university and who are under the State Universities Civil Service System. These waivers are excluded from the Board of Higher Education's tuition waiver limitation.

2.1.4 Retired University Employees: Waivers granted at the discretion of the University to retired university employees.

2.1.5 Children of Deceased Employees: Waivers granted at the discretion of the University to dependents of deceased university employees.

2.2 Student Talent/Merit Waivers: Tuition and fee waivers awarded to students based on student talent in a particular field, academic merit, or special status such as minority students, foreign exchange students, out-of-state students, or academically disadvantaged students.

Purpose: To provide financial assistance to students with academic talent or special status.

Goals: To attract academically talented students to the institution and to increase student diversity by encouraging students with special talents or standing to attend the institution.

Eligibility and Criteria: Based on academic record, other academic talent, or special status.

2.2.1 Academic/Other Talent: Waivers granted to students based on their enrollment and abilities in a particular academic program or activity or students belonging to underrepresented groups. This includes waivers granted to student government leaders, student members of debate teams, music or theater groups, or minority students.

2.2.2 Athletic Waivers: Waivers granted to students who are part of an institution's intercollegiate athletic program, including athletes, trainers, and assistants. This category would include full or partial waivers for the non-resident portion of tuition for out-of-state recipients, but

does not include waivers issued to achieve gender equity in intercollegiate athletics pursuant to 110 ILCS 205/9.24.

2.2.3 Gender Equity in Intercollegiate Athletics (110 ILCS 205/9.24): Public university governing boards may grant tuition waivers, in an amount not to exceed one percent of all tuition income, for the purpose of attaining gender equity in intercollegiate athletics. Waivers may be granted only for those sports sanctioned by the National Collegiate Athletic Association or the National Association of Intercollegiate Athletics. These waivers are excluded from the Board of Higher Education's tuition waiver limitation.

2.2.4 Foreign Exchange Students: This category should only be used as part of an exchange program where students are enrolled in a foreign university and enroll in an Illinois university by paying tuition at the foreign university or paying the Illinois resident rate. In these cases, the difference between the foreign student tuition rate and the Illinois resident tuition rate should be included as a foreign exchange student waiver. In cases where a foreign student receives a waiver for the full tuition amount in exchange for providing a service to the university, such as a teaching or research assistant, the entire waiver should be reported as a student service waiver. Foreign exchange student waivers are excluded from the Board of Higher Education's tuition waiver limitation.

2.2.5 Out-of-State-Students: Waivers granted to students whose home of record is outside Illinois, but within the United States of America at the time of first admission to the university. This category includes both full tuition and fee waivers and waivers for the difference between residential tuition rates and non-residential rates. These waivers should be valued at the difference between the actual amount of tuition and fees paid by the student and the established out-of-state tuition and fee rate. Waivers to out-of-state students receiving full or partial waivers in other categories, for example athletic or talent waivers should not be reported here.

2.2.6 Foreign Students: Waivers granted to students whose official home of record for the purpose of determining tuition and fee charges is outside the United States of America. This category includes both full tuition and fee waivers and waivers for the difference between residential tuition rates and non-residential rates. These waivers should be valued at the difference between the actual amount of tuition and fees paid by the student and the established tuition and fee rate for foreign students. Waivers for foreign students receiving full or partial waivers in other categories, for example athletic or talent waivers should not be reported here.

2.2.7 Fellowships: Waivers granted to students who also are receiving a fellowship for which no service is required.

2.3 Student Need Waivers: Tuition and fee waivers granted to students demonstrating financial need.

Purpose: To provide financial assistance to students who demonstrate financial need or hardship.

Goals: To attract academically talented students to the institutions who otherwise would be prohibited from attending due to cost.

Eligibility and Criteria: Recipients must demonstrate financial need and/or be enrolled in special academic programs or other university activities.

2.3.2 Financial Aid Waivers: Tuition and Fee waivers awarded by the university through the financial aid office for students demonstrating financial need.

2.3.2 Special Program Waivers: Tuition and fee waivers awarded to economically disadvantaged students based on enrollment or participation in special academic programs or other university activities.

2.4 Student Service Waivers: Tuition and fee waivers granted to students to support the university mission, goals, and objectives through participation in outside contracts; graduate or undergraduate research, teaching, or other assignments; training or grant programs; external internship programs; clinical portions of degree programs conducted at other institutions; or other student experiences.

Purpose: To provide educational benefits and financial incentives to students.

Goals: To provide students with valuable educational experiences.

Eligibility and Criteria: Recipients must be enrolled in the university or under contract, and, for the educational experiences and benefits, agree to perform related services.

2.4.1 Cooperating Professionals: Waivers granted to outside professionals who cooperate with the university or supervise clinical experiences for university students. Includes local elementary and secondary school district personnel that work with student teachers, librarians, health care professionals, industrial relations field supervisors, and social welfare supervisors.

2.4.2 Research Assistants: Waivers granted to graduate or undergraduate students that have a research assignment with the university for an academic term, including waivers for summer sessions.

2.4.3 Teaching Assistants: Waivers granted to graduate or undergraduate students that have a teaching assignment with the university for an academic term, including waivers for summer sessions.

2.4.4 Other Assistants: Waivers granted to graduate or undergraduate students that have an assignment, other than research or teaching, with a university for an academic term, including waivers for summer sessions.

2.4.5 Contract/Training Grants: Tuition and fee waivers awarded to students as a condition for receiving funds for an outside grant program. Includes waivers for students participating in federally funded programs at the university or for tuition for required courses necessary for participation in outside internship programs. (No waiver should be recognized when student charges are paid from an outside funding source.)